PRO

WELDING TORCHES

CATALOG

EDR torches®
Evolution Design Robotics

WELDING TORCHES

Design Manufacturing Distribution

EDRtorches is the result of a long engineering work deve-loping products for robotic welding system”

When we gather in a company more than 30 years of experience in designing applica-tions and solutions in welding, with a high level engineering team only something good can arise, EDRtorches is the result of a long engineering work developing products for wel-ding systems robotic, automated and manual.

Our spirit of continuous innovation is evident in the entire product line we manufacture, we believe that we must see beyond what the industry needs and anticipate solutions to future challenges.

With the product ranges endorsed by companies worldwide, we ensure the most appropriate solution to your demand, in addition to a high level of advice.

EDRtorches we have the solution and the product you need.

“We understand that the development of a product starts at the design stage but just as important are quality and pro-duction”

Companies with technological or industrial character know the importance of innova-ting to continue in the current market. In EDR torches this becomes a work philosophy, we understand that without innovation it is not possible to advance in such a competitive world where companies and professionals need increasingly com-plex solutions.

EDR torches has a strong R & D department dedicated to the deve-lopment of new welding applications, providing customized solutions both in the area of robotic welding and manual.

We understand that the development of a product begins at the design stage but just as important are the quality and production designed and tested.

The long experience of EDR torches in all sectors related to welding makes us capable of providing the best solutions to your manufactu-ring challenges, tell us what you need and we will make it possible.

PRO series

Index

MIG/MAG welding torches

PRO 15 8 Pag.
PRO 25 10 Pag.
PRO 24 12 Pag.
PRO 36 14 Pag.
PRO 240W PLUS 16 Pag.
PRO 501/401W PLUS 18 Pag.

TIG welding torches - electric

PRO SR9 24 Pag.
PRO SR17 26 Pag.
PRO SR26 28 Pag.
PRO SR20W 30 Pag.
PRO SR18W 32 Pag.
SR18WP AUT 34 Pag.
PRO TX3 36 Pag.

TIG welding torches - valve

SR9V 40 Pag.
SR17V 42 Pag.
SR26V 44 Pag.
SR18WV 46 Pag.
T210V 48 Pag.
TX3V 50 Pag.

Spare parts and repairs

TIG lens spare parts / glass nozzle spare parts 52 Pag.
Parts for MIG / MAG repairs 56 Pag
Parts for TIG repairs 58 Pag.
Tungsten TIG electrodes 62 Pag.

PROseries welding torches

All the advantages of a professional range MIG / MAG torch.

Silver-plated push button contacts,
increases in number of cycles and improves contact

Slots that improve grip and reduce
feeling of heat in the hand

Internal ventilation system reduces the temperature of the handle

Rotula with rotation lock to prevent premature breakage of power cables

PRO15 Gas cooling
180 A co2/60%
150 A Ag+co2/60%

PRO25 Gas cooling
230 A co2/60%
200 A Ag+co2/60%

PRO24 Gas cooling
250 A co2/60%
220 A Ag+co2/60%

PRO36 Gas cooling
320 A co2/60%
290 A Ag+co2/60%

PRO240w PLUS Liquid cooling
300 A co2/100%
250 A Ag+co2/100%

PRO501/401w PLUS
Liquid cooling
500 A co2/100%

MIG/MAG torch PRO15

MIG/MAG, GMAW, 131,135

Technical data according to IEC60974-7

- Gas cooling
- 180 A with CO2 -60%
- 150 A with mix M21 (ISO14175) -60%
- Diameter of wire 0.8-1.0 mm
- Recommended gas flow 8-12 l/min

With pulsed arc the intensity is reduced by 35%

Very light and versatile welding torch for small repairs and maintenance applications in small workshops.

Standard configuration measures.

Pos.	CODE	TYPE	Min. Q.
A	M15.2000	Torch PRO15-2mts euro connector-Alum guide	1
	M15.3000	Torch PRO15-3mts euro connector	1
	M15.4000	Torch PRO15-4mts euro connector	1
	M15.5000	Torch PRO15-5mts euro connector	1
	M15.6000	Torch PRO15-6mts euro connector	1

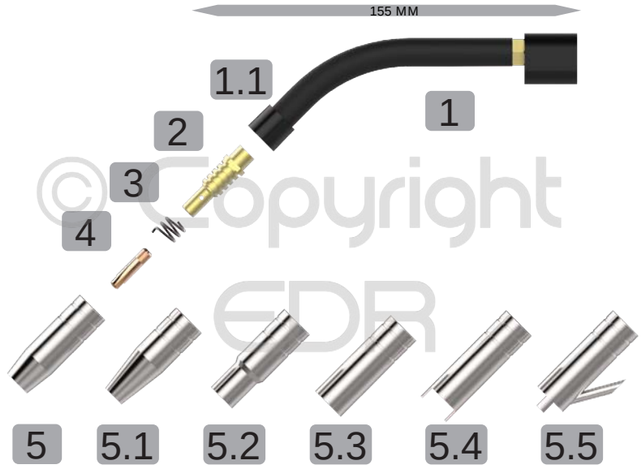

©Copyright EDR

Pos.	CODE	TYPE	Min. Q.
1	M15.0001	Neck PRO15	1
1.1	M15.0011	Insulate neck PRO15	2
2	M15.0002	Diffuser PRO15	5
3	M15.0003	Spring PRO15	10
	M15.0408	Contact tip M6x25 0.8mm	25
	M15.0410	Contact tip M6x25 1.0mm	25
5	M15.0500	Nozzle 15 L53xØ18xØ12mm HD (1.5mm)	5
5.1	M15.0501	Nozzle 15 L53xØ18xØ9.5mm HD (1.5mm)	5
5.2	M15.0502	Nozzle 15 L53xØ18xØ13mm HD (1.5mm)	5
5.3	M15.0503	Nozzle 15 L53xØ18xØ16mm HD (1.5mm)	5
5.4	M15.0504	Nozzle 15 L60xØ18xØ16mm	5
5.5	M15.0505	Nozzle 15 nails L60xØ18xØ16mm	5
6	M99SR03B	Guide blue L3600xØ4.6xØ1.5mm (0.8-1.0mm)	1
	M99SR04B	Guide blue L4600xØ4.6xØ1.5mm (0.8-1.0mm)	1
	M99SR05B	Guide blue L5600xØ4.6xØ1.5mm (0.8-1.0mm)	1

MIG/MAG torch PRO25

MIG/MAG, GMAW, 131,135

Technical data according to IEC60974-7

Gas cooling

230 A with CO2 -60%

200 A with mix M21 (ISO14175) -60%

diameter of wire 0.8-1.2 mm

Recommended gas flow 8-16 l/min

With pulsed arc the intensity is reduced by 35%

Torch for most applications of low intensity, light and multipurpose, for repairs and small or low intensity productions.

Standard configuration measures.

Pos.	CODE	TYPE	Min. Q.
A	M25.2000	Torch PRO25-2mts euro connector-Alum guide	1
	M25.3000	Torch PRO25-3mts euro connector	1
	M25.4000	Torch PRO25-4mts euro connector	1
	M25.5000	Torch PRO25-5mts euro connector	1
	M25.6000	Torch PRO25-6mts euro connector	1

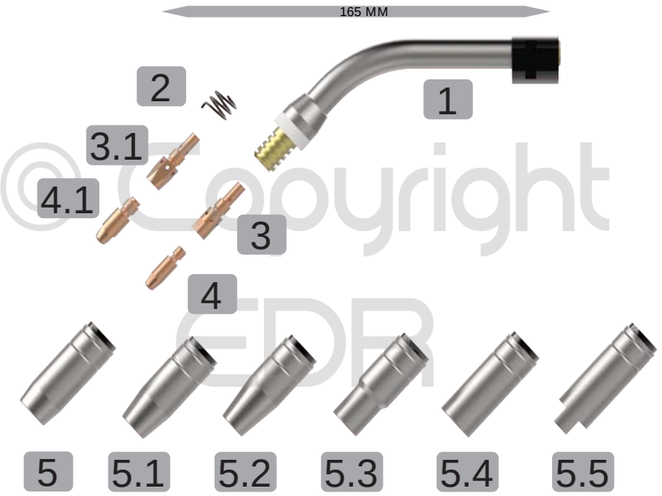

© Copyright EDR

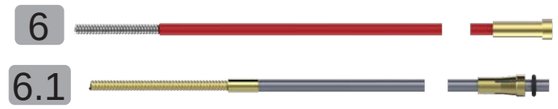

Pos.	CODE	TYPE	Min. Q.
1	M25.0001	Neck PRO25	1
2	M25.0002	Spring PRO25	10
3	M25.0003	Tip holder PRO25 M6	5
3.1	M25.0013	Tip holder PRO25 M8	5
4	M06.0408	Contact tip M6x28 0.8mm	25
	M06.0410	Contact tip M6x28 1.0mm	25
	M06.0412	Contact tip M6x28 1.2mm	25
	M06.1408	Contact tip M6x28 0.8mm CuCrZr	25
	M06.1410	Contact tip M6x28 1.0mm CuCrZr	25
	M06.1412	Contact tip M6x28 1.2mm CuCrZr	25
4.1	M08.0408	Contact tip M8x30 0.8mm	25
	M08.0410	Contact tip M8x30 1.0mm	25
	M08.0412	Contact tip M8x30 1.2mm	25
	M08.1408	Contact tip M8x30 0.8mm CuCrZr	25
	M08.1410	Contact tip M8x30 1.0mm CuCrZr	25
	M08.1412	Contact tip M8x30 1.2mm CuCrZr	25
5	M25.0500	Nozzle 25 L57xØ22xØ15mm HD (2mm)	5
5.1	M25.0501	Nozzle 25 L57xØ22xØ13mm HD (2mm)	5
5.2	M25.0502	Nozzle 25 L57xØ22xØ11.5mm HD (2mm)	5
5.3	M25.0503	Nozzle 25 L57xØ22xØ14.5mm HD (2mm)	5
5.4	M25.0504	Nozzle 25 L57xØ22xØ18mm HD (2mm)	5
5.5	M25.0505	Nozzle 25 L67xØ22xØ18mm	5
6	M99SR03R	Guide red L3600xØ4.6xØ2.0mm (1.0-1.2mm)	1
	M99SR04R	Guide red L4600xØ4.6xØ2.0mm (1.0-1.2mm)	1
	M99SR05R	Guide red L5600xØ4.6xØ2.0mm (1.0-1.2mm)	1
6.1	M99SA102	Guide for Alum L2700xØ4.5xØ2.5mm (1.2-1.6mm)	1
	M99SA103	Guide for Alum L3700xØ4.5xØ2.5mm (1.2-1.6mm)	1
	M99SA104	Guide for Alum L4700xØ4.5xØ2.5mm (1.2-1.6mm)	1

MIG/MAG torch PRO24

MIG/MAG, GMAW, 131,135

Technical data according to IEC60974-7

Gas cooling

250 A with CO2 -60%

220 A with mix M21 (ISO14175) -60%

Diameter of wire 0.8-1.2 mm

Recommended gas flow 8-16 l/min

With pulsed arc the intensity is reduced by 35%

Versatile and lightweight torch but with more power than predecessors 15 and 25, maintenance and production in low intensities.

Standard configuration measures.



Pos.	CODE	TYPE	Min. Q.
A	M24.2000	Torch PRO24-2mts euro connector-Alum guide	1
	M24.3000	Torch PRO24-3mts euro connector	1
	M24.4000	Torch PRO24-4mts euro connector	1
	M24.5000	Torch PRO24-5mts euro connector	1
	M24.6000	Torch PRO24-6mts euro connector	1



© Copyright EDR

Pos.	CODE	TYPE	Min. Q.
1	M24.0001	Neck PRO24	1
2	M24.0002	Diffuser PRO24	10
2.1	M24.0012	Diffuser ceramic PRO24	10
3	M24.0003	Tip holder PRO24	5
4	M06.0408	Contact tip M6x28 0.8mm	25
	M06.0410	Contact tip M6x28 1.0mm	25
	M06.0412	Contact tip M6x28 1.2mm	25
	M06.1408	Contact tip M6x28 0.8mm CuCrZr	25
	M06.1410	Contact tip M6x28 1.0mm CuCrZr	25
	M06.1412	Contact tip M6x28 1.2mm CuCrZr	25
5	M24.0501	Nozzle 24 L63xØ20xØ12.5mm HD (2mm)	5
5.1	M24.0502	Nozzle 24 L63xØ20xØ10mm HD (2mm)	5
5.2	M24.0503	Nozzle 24 L68xØ20xØ17mm	5
5.3	M24.0504	Nozzle 24 L63xØ20xØ17mm HD (2mm)	5
6	M99SR03R	Guide red L3600xØ4.6xØ2.0mm (1.0-1.2mm)	1
	M99SR04R	Guide red L4600xØ4.6xØ2.0mm (1.0-1.2mm)	1
	M99SR05R	Guide red L5600xØ4.6xØ2.0mm (1.0-1.2mm)	1
6.1	M99SA102	Guide for Alum L2700xØ4.5xØ2.5mm (1.2-1.6mm)	1
	M99SA103	Guide for Alum L3700xØ4.5xØ2.5mm (1.2-1.6mm)	1
	M99SA104	Guide for Alum L4700xØ4.5xØ2.5mm (1.2-1.6mm)	1

MIG/MAG torch PRO36

MIG/MAG, GMAW, 131,135

Technical data according to IEC60974-7

Gas cooling

320 A with CO2 -60%

290 A with mix M21 (ISO14175) -60%

Diameter of wire 0.8-1.2 mm

Recommeded gas flow 8-16 l/min

With pulsed arc the intensity is reduced by 35%

Medium power torch for more demanding jobs but without the need for a liquid cooling group, use in production without too much power requirement.

Standard configuration measures.

Pos.	CODE	TYPE	Min. Q.
A	M36.2000	Torch PRO36-2mts euro connector (alum guide)	1
	M36.3000	Torch PRO36-3mts euro connector	1
	M36.4000	Torch PRO36-4mts euro connector	1
	M36.5000	Torch PRO36-5mts euro connector	1
	M36.6000	Torch PRO36-6mts euro connector	1
B	M36.2100	Torch 180º AUT36-2mts euro connector (alum guide)	1
	M36.3100	Torch 180º AUT36-3mts euro connector	1
	M36.4100	Torch 180º AUT36-4mts euro connector	1
	M36.2200	Torch 45º AUT36-2mts euro connector (alum guide)	1
	M36.3200	Torch 45º AUT36-3mts euro connector	1
	M36.4200	Torch 45º AUT36-4mts euro connector	1



©Copyright EDR

Pos.	CODE	TYPE	Min. Q.
1	M36.0001	Neck PRO36	1
1.1	M36.0011	Neck AUT36 180º	1
	M36.0021	Neck AUT36 45º	1
2	M36.0002	Diffuser PRO36	10
2.1	M36.0012	Diffuser ceramic PRO36	10
3	M36.0003	Tip holder PRO36 M8	5
3.1	M36.0013	Tip holder PRO36 M6	5
4	M08.0408	Contact tip M8x30 0.8mm	25
	M08.0410	Contact tip M8x30 1.0mm	25
	M08.0412	Contact tip M8x30 1.2mm	25
	M08.1408	Contact tip M8x30 0.8mm CuCrZr	25
	M08.1410	Contact tip M8x30 1.0mm CuCrZr	25
	M08.1412	Contact tip M8x30 1.2mm CuCrZr	25
4.1	M06.0408	Contact tip M6x28 0.8mm	25
	M06.0410	Contact tip M6x28 1.0mm	25
	M06.0412	Contact tip M6x28 1.2mm	25
	M06.1408	Contact tip M6x28 0.8mm CuCrZr	25
	M06.1410	Contact tip M6x28 1.0mm CuCrZr	25
	M06.1412	Contact tip M6x28 1.2mm CuCrZr	25
5	M36.0500	Nozzle 36 L84xØ24xØ16mm HD (2.5mm)	5
5.1	M36.0501	Nozzle 36 L84xØ24xØ12mm HD (2.5mm)	5
5.2	M36.0502	Nozzle 36 L84xØ24xØ15mm HD (2.5mm)	5
5.3	M36.0503	Nozzle 36 L84xØ24xØ19mm HD (2.5mm)	5
5.4	M36.0504	Nozzle 36 L90XØ24xØ20mm	5
6	M99SR03R	Guide red L3600xØ4.6xØ2.0mm (1.0-1.2mm)	1
	M99SR04R	Guide red L4600xØ4.6xØ2.0mm (1.0-1.2mm)	1
	M99SR05R	Guide red L5600xØ4.6xØ2.0mm (1.0-1.2mm)	1
6.1	M99SA102	Guide for Alum L2700xØ4.5xØ2.5mm (1.2-1.6mm)	1
	M99SA103	Guide for Alum L3700xØ4.5xØ2.5mm (1.2-1.6mm)	1
	M99SA104	Guide for Alum L4700xØ4.5xØ2.5mm (1.2-1.6mm)	1

MIG/MAG torch PRO240w PLUS

MIG/MAG, GMAW, 131,135

Technical data according to IEC60974-7

- Liquid cooling
- 300A with CO2 -100%
- 250A with mix M21 (ISO14175) -100%
- diameter of wire 1.0-1.2 mm
- Recommeded gas flow 8-16 l/min

With pulsed arc the intensity is reduced by 35%

Medium power torch for production work of moderate intensity, the Liquid cooling allows for long work cycles.

Standard configuration measures.



Pos.	CODE	TYPE	Min. Q.
A	M20.2000	Torch PRO240w PLUS-2mts euro connector (alum guide)	1
	M20.3000	Torch PRO240w PLUS-3mts euro connector	1
	M20.4000	Torch PRO240w PLUS-4mts euro connector	1
	M20.5000	Torch PRO240w PLUS-5mts euro connector	1
	M20.6000	Torch PRO240w PLUS-6mts euro connector	1

© Copyright EDR

Pos.	CODE	TYPE	Min. Q.
1	M20.0001	Neck PRO240w	1
2	M24.0002	Diffuser PRO24-240w	10
2.1	M24.0012	Diffuser ceramic PRO24-240w	10
3	M24.0003	Tip holder PRO24-240w	5
4	M06.0408	Contact tip M6x28 0.8mm	25
	M06.0410	Contact tip M6x28 1.0mm	25
	M06.0412	Contact tip M6x28 1.2mm	25
	M06.1408	Contact tip M6x28 0.8mm CuCrZr	25
	M06.1410	Contact tip M6x28 1.0mm CuCrZr	25
	M06.1412	Contact tip M6x28 1.2mm CuCrZr	25
5	M24.0501	Nozzle 24-240w L63xØ20xØ12.5mm HD (2mm)	5
5.1	M24.0502	Nozzle 24-240w L63xØ20xØ10mm HD (2mm)	5
5.2	M24.0503	Nozzle 24-240w L68xØ20xØ17mm	5
5.3	M24.0504	Nozzle 24-240w L63xØ20xØ17mm HD (2mm)	5
6	M45SR03	Guide nude L3600xØ4.6xØ2.2mm (1.2-1.6mm) HD	1
	M45SR04	Guide nude L4600xØ4.6xØ2.2mm (1.2-1.6mm) HD	1
	M45SR05	Guide nude L5600xØ4.6xØ2.2mm (1.2-1.6mm) HD	1
6.1	M99SA102	Guide for Alum L2700xØ4.5xØ2.5mm (1.2-1.6mm)	1
	M99SA103	Guide for Alum L3700xØ4.5xØ2.5mm (1.2-1.6mm)	1
	M99SA104	Guide for Alum L4700xØ4.5xØ2.5mm (1.2-1.6mm)	1

MIG/MAG torch PRO501/401w PLUS

MIG/MAG, GMAW, 131,135

Technical data according to IEC60974-7

- Liquid cooling
- 500A with CO2 -100%
- 425 A with mix M21 (ISO14175) -100%
- diameter of wire 1.0-1.6 mm
- Recommeded gas flow 8-20 l/min

With pulsed arc the intensity is reduced by 35%

High power torch for production work of moderate to strong intensity, the Liquid cooling allows for long work cycles.

Standard configuration measures.



Pos.	CODE	TYPE	Min. Q.
A	M50.2000	Torch PRO501w PLUS-2mts euro connector (alum guide)	1
	M50.3000	Torch PRO501w PLUS-3mts euro connector	1
	M50.4000	Torch PRO501w PLUS-4mts euro connector	1
	M50.5000	Torch PRO501w PLUS-5mts euro connector	1
	M50.6000	Torch PRO501w PLUS-6mts euro connector	1
	M40.2000	Torch PRO401w PLUS-2mts euro connector (alum guide)	1
	M40.3000	Torch PRO401w PLUS-3mts euro connector	1
	M40.4000	Torch PRO401w PLUS-4mts euro connector	1
	M40.5000	Torch PRO401w PLUS-5mts euro connector	1
	M40.6000	Torch PRO401w PLUS-6mts euro connector	1
B	M50.2100	Torch 180º AUT501w-2mts euro connector (alum guide)	1
	M50.3100	Torch 180º AUT501w-3mts euro connector	1
	M50.4100	Torch 180º AUT501w-4mts euro connector	1
	M50.2200	Torch 45º AUT501w-2mts euro connector (alum guide)	1
	M50.3200	Torch 45º AUT501w-3mts euro connector	1
	M50.4200	Torch 45º AUT501w-4mts euro connector	1

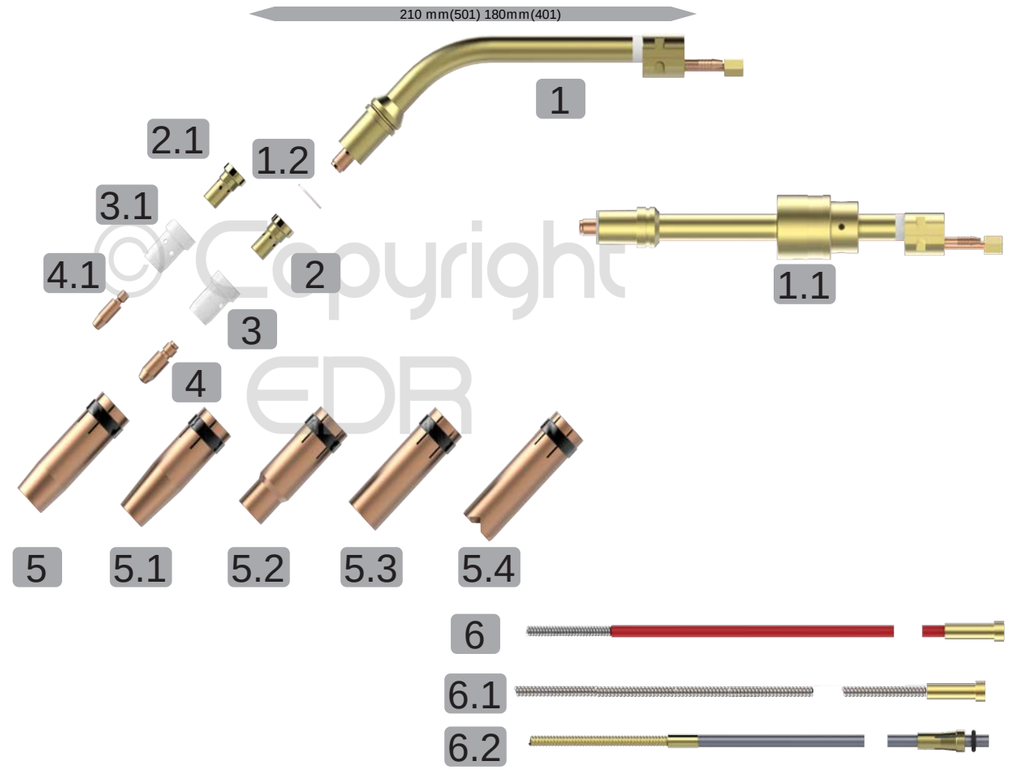

© Copyright EDR

Pos.	CODE	TYPE	Min. Q.
1	M50.0001	Neck PRO501w PLUS	1
	M40.0001	Neck PRO401w PLUS	1
1.1	M50.0011	Neck AUT501w 180º	1
	M50.0021	Neck AUT501w 45º	1
1.2	M50.0101	Neck insulating washer	10
2	M50.0003	Tip holder PRO501w M8	5
2.1	M50.0013	Tip holder PRO501w M6	5
3	M50.0002	Diffuser PRO501w	10
3.1	M50.0012	Diffuser ceramic PRO501w	10
4	M08.0410	Contact tip M8x30 1.0mm	25
	M08.0412	Contact tip M8x30 1.2mm	25
	M08.0416	Contact tip M8x30 1.6mm	25
	M08.1410	Contact tip M8x30 1.0mm CuCrZr	25
	M08.1412	Contact tip M8x30 1.2mm CuCrZr	25
	M08.1416	Contact tip M8x30 1.6mm CuCrZr	25
4.1	M06.0408	Contact tip M6x28 0.8mm	25
	M06.0410	Contact tip M6x28 1.0mm	25
	M06.0412	Contact tip M6x28 1.2mm	25
	M06.1408	Contact tip M6x28 0.8mm CuCrZr	25
	M06.1410	Contact tip M6x28 1.0mm CuCrZr	25
	M06.1412	Contact tip M6x28 1.2mm CuCrZr	25
5	M50.0500	Nozzle 501w L76xØ24xØ16mm HD (2.5mm)	5
5.1	M50.0501	Nozzle 501w L76xØ24xØ14mm HD (2.5mm)	5
5.2	M50.0502	Nozzle 501w L76xØ24xØ15mm HD (2.5mm)	5
5.3	M50.0503	Nozzle 501w L76xØ24xØ19mm HD (2.5mm)	5
5.4	M50.0504	Nozzle 501w L85XØ24xØ20mm	5
6	M99SR03R	Guide red L3600xØ4.6xØ2.0mm (1.0-1.2mm)	1
	M99SR04R	Guide red L4600xØ4.6xØ2.0mm (1.0-1.2mm)	1
	M99SR05R	Guide red L5600xØ4.6xØ2.0mm (1.0-1.2mm)	1
6.1	M45SR03	Guide nude L3600xØ4.6xØ2.2mm (1.2-1.6mm) HD	1
	M45SR04	Guide nude L4600xØ4.6xØ2.2mm (1.2-1.6mm) HD	1
	M45SR05	Guide nude L5600xØ4.6xØ2.2mm (1.2-1.6mm) HD	1
6.2	M99SA102	Guide for Alum L2700xØ4.5xØ2.5mm (1.2-1.6mm)	1
	M99SA103	Guide for Alum L3700xØ4.5xØ2.5mm (1.2-1.6mm)	1
	M99SA104	Guide for Alum L4700xØ4.5xØ2.5mm (1.2-1.6mm)	1

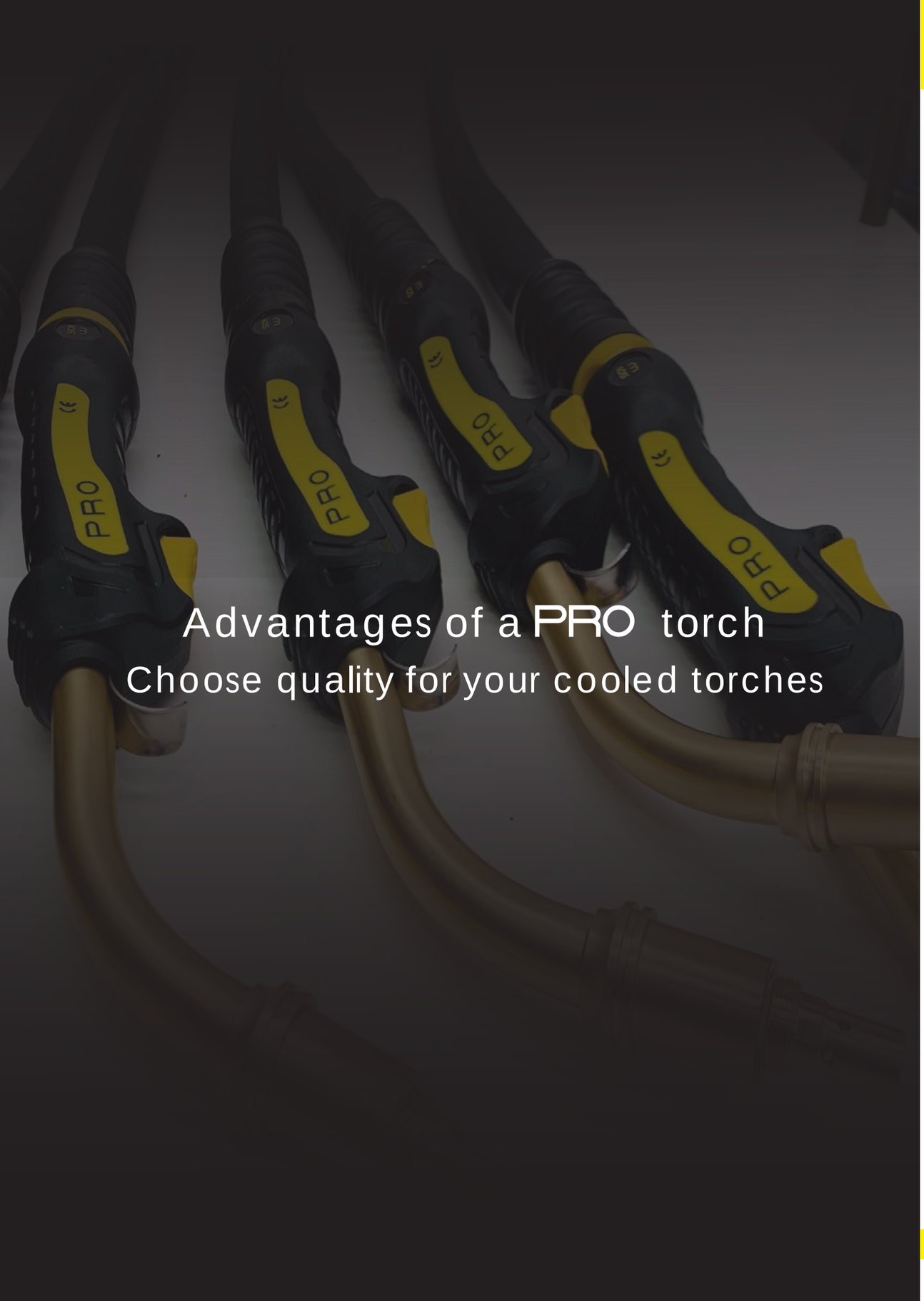

Advantages of a PRO torch

Choose quality for your cooled torches



1 Models of poor quality “A” do not have the ring shape in the inner part as the model “B” , where the gas recoil is blocked. This generates a bad welding result and a los of gas.



2 Average and low quality torches use 2mm thick nozzles as in model “A” whereas the recommended thickness is 2.5mm for a longer duration as in model “B”

3 In a lot of the torches you find in the market, use a thinner cable section too, between 10-14 mm2, like in the image A, but we recommend to use 16mm2 as in our case, B.



4 Low quality models like A, use copper filaments of 0.16-0.20mm and it is a rigid copper, in model B, filaments are of 0.10mm diameter (so more filaments per section) and are made of annealed copper, which is extraflexible.

Model B is much more resistant and has a better breaking curve point. It will last 5-10 times more than the model A.



5 In models A, the crosslink clamp before the handle, that allows its mouvement in different angles etc.., is of a small diameter, this generates a bad cooling and dammages in the torch in a short period of time.
In model B, the crosslink clamp is of a bigger diameter, allows a good and smooth mouvement and avoids bottlenecks of tubes and cables.

TIG ELECTRIC

PROseries welding torches.
All the advantages of a professional range TIG torch.

Multiple activation configurations.

Easy change ofpush buttons

Extra-flexible hose and dielectric, better handling and greater isolation

SR9 Gas cooling
110 A - CD 60%
80 A - CA 60%

SR17 Gas cooling
140 A - CD 60%
100 A - CA 60%

SR26 Gas cooling
200 A - CD 60%
140 A - CA 60%

SR20W Liquid cooling
250 A - CD 100%
200 A - CA 100%

SR18W Liquid cooling
320 A - CD 100%
225 A - CA 100%

SR18WP AUT Liquid cooling
320 A - CD 100%
225 A - CA 100%

TX3 Gas cooling
270 A con CD 60%
200 A con CA 60%

TIG torch SR9

TIG, GTAW, 141
Technical data according to IEC60974-7

- Gas cooling
- 110 A CD to cycle 60%
- 80 A CA to cycle 60%
- Diameter of the electrode 1.0-1.6 mm
- Recommended gas flow 4-12 l/min

TIG system torch for most applications of low intensity, light and handy recommended for small repairs, universal spare system with threaded nozzle.

Standard configuration measures

Pos.	CODE	TYPE	Min. Q.
A	T09.4000	Torch PRO SR9-4mts connector 35/50	1
	T09.8000	Torch PRO SR9-8mts connector 35/50	1
	T09.4001	Torch PRO SR9Flex-4mts connector 35/50	1
	T09.8001	Torch PRO SR9Flex-8mts connector 35/50	1
B	T09.4010	Torch coaxial PRO SR9-4mts connector 35/50	1
	T09.8010	Torch coaxial PRO SR9-8mts connector 35/50	1
	T09.4011	Torch coaxial PRO SR9Flex-4mts connector 35/50	1
	T09.8011	Torch coaxial PRO SR9Flex-8mts connector 35/50	1
	T09.4020	Torch coaxial PRO SR9-4mts connector 35/50 leather	1
	T09.8020	Torch coaxial PRO SR9-8mts connector 35/50 leather	1
	T09.4030	Torch coaxial TIG PRO SR9-4mts connector -EURO	1
	T09.8030	Torch coaxial TIG PRO SR9-8mts connector -EURO	1
C	T09.4000 LE	Torch TIG LEVER SR9-4mts connector 35/50	1
	T09.8000 LE	Torch TIG LEVER SR9-8mts connector 35/50	1
D	T09.4020 LE	Torch coaxial TIG LEVER SR9-4mts connector 35/50 leather	1
	T09.8020 LE	Torch coaxial TIG LEVER SR9-8mts connector 35/50 leather	1

Copyright EDR

Pos.	CODE	TYPE	Min. Q.
1	T09.0001	Head SR9	1
1.1	T09.0011	Head FLEX SR9F	1
2	T41V24	Long cap SR9-20	5
2.1	T41V35	Medium cap SR9-20	5
2.2	T41V33	Short cap SR9-20	5
3	T13N21	Collet SR9-20-25 1.0mm	10
	T13N22	Collet SR9-20-25 1.6mm	10
	T13N22M	Collet SR9-20-25 2.0mm	10
	T13N23	Collet SR9-20-25 2.4mm	10
	T13N24	Collet SR9-20-25 3.2mm	10
4	T59.8882	Insulating ring SR9-20-25	5
5	T13N26	Diffuser SR9-20-25 1.0mm	5
	T13N27	Diffuser SR9-20-25 1.6mm	5
	T13N27M	Diffuser SR9-20-25 2.0mm	5
	T13N28	Diffuser SR9-20-25 2.4mm	5
	T13N29	Diffuser SR9-20-25 3.2mm	5
6	T13N08	Nozzle SR9-20-25 #4-L30xØ6.3mm	10
	T13N09	Nozzle SR9-20-25 #5-L30xØ8mm	10
	T13N10	Nozzle SR9-20-25 #6-L30xØ9.5mm	10
	T13N11	Nozzle SR9-20-25 #7-L30xØ11mm	10
	T13N12	Nozzle SR9-20-25 #8-L30xØ12.5mm	10
	T13N13	Nozzle SR9-20-25 #10-L30Xø16mm	10
6.1	T796F70	Nozzle SR9-20-25 #3-L50Xø5mm	10
	T796F71	Nozzle SR9-20-25 #4-L50xØ6.3mm	10
	T796F72	Nozzle SR9-20-25 #5-L50xØ8mm	10
	T796F73	Nozzle SR9-20-25 #6-L50xØ9.5mm	10
6.2	T796F74	Nozzle SR9-20-25 #3-L63Xø5mm	10
	T796F75	Nozzle SR9-20-25 #4-L63xØ6.3mm	10
	T796F76	Nozzle SR9-20-25 #5-L63xØ8mm	10
	T796F77	Nozzle SR9-20-25 #6-L63xØ9.5mm	10
7	T45V42	Diffuser gas lens SR9-20-25 1.0mm	10
	T45V43	Diffuser gas lens SR9-20-25 1.6mm	10
	T45V43M	Diffuser gas lens SR9-20-25 2.0mm	10
	T45V44	Diffuser gas lens SR9-20-25 2.4mm	10
	T45V45	Diffuser gas lens SR9-20-25 3.2mm	10
8	T53N58	Nozzle gas lens SR9-20-25 #4-L25Xø6.3mm	10
	T53N59	Nozzle gas lens SR9-20-25 #5-L25xØ8mm	10
	T53N60	Nozzle gas lens SR9-20-25 #6-L25xØ9.5mm	10
	T53N61	Nozzle gas lens SR9-20-25 #7-L25xØ11mm	10
	T53N61S	Nozzle gas lens SR9-20-25 #8-L25xØ12.5mm	10

TIG torch SR17

TIG, GTAW, 141

Technical data according to IEC60974-7

- Gas cooling
- 140 A CD for cycle 60%
- 100 A CA for cycle 60%
- Diameter of the electrode1.0-2.4 mm
- Recommended gas flow 4-12 l/min

TIG system torch for most applications of low intensity, light and manageable re-commended for small repairs and short series productions, universal spare system with threaded nozzle slightly larger than the SR-9 model.

Standard configuration measures



Pos.	CODE	TYPE	Min. Q.
A	T17.4000	Torch PRO SR17-4mts connector 35/50	1
	T17.8000	Torch PRO SR17-8mts connector 35/50	1
	T17.4001	Torch PRO SR17Flex-4mts connector 35/50	1
	T17.8001	Torch PRO SR17Flex-8mts connector 35/50	1
B	T17.4010	Torch coaxial PRO SR17-4mts connector 35/50	1
	T17.8010	Torch coaxial PRO SR17-8mts connector 35/50	1
	T17.4011	Torch coaxial PRO SR17Flex-4mts connector 35/50	1
	T17.8011	Torch coaxial PRO SR17Flex-8mts connector 35/50	1
	T17.4020	Torch coaxial PRO SR17-4mts connector 35/50 leather	1
	T17.8020	Torch coaxial PRO SR17-8mts connector 35/50 leather	1
	T17.4030	Torch coaxial TIG PRO SR17-4mts connector-EURO	1
	T17.8030	Torch coaxial TIG PRO SR17-8mts connector-EURO	1
C	T17.4000 LE	Torch TIG LEVER SR17-4mts connector 35/50	1
	T17.8000 LE	Torch TIG LEVER SR17-8mts connector 35/50	1
D	T17.4020 LE	Torch coaxial TIG LEVER SR17-4mts connector 35/50 leather	1
	T17.8020 LE	Torch coaxial TIG LEVER SR17-8mts connector 35/50 leather	1

© Copyright EDR

Pos.	CODE	TYPE	Min. Q.
1	T17.0001	Head SR17	1
1.1	T17.0011	Head FLEX SR17F	1
2	T57Y02	Long cap SR17-18-26	5
2.1	T57Y0MED	Medium cap SR17-18-26	5
2.2	T57Y04	Short cap SR17-18-26	5
3	T10N22	Collet SR17-18-26 1.0mm	5
	T10N23	Collet SR17-18-26 1.6mm	5
	T10N23M	Collet SR17-18-26 2.0mm	5
	T10N24	Collet SR17-18-26 2.4mm	5
	T10N25	Collet SR17-18-26 3.2mm	5
	T10N26	Collet SR17-18-26 4.0mm	5
4	T18CG	Insulating SR17-18-26	5
5	T10N30	Diffuser SR17-18-26 1.0mm	5
	T10N31	Diffuser SR17-18-26 1.6mm	5
	T10N31M	Diffuser SR17-18-26 2.0mm	5
	T10N32	Diffuser SR17-18-26 2.4mm	5
	T10N33	Diffuser SR17-18-26 3.2mm	5
	T10N34	Diffuser SR17-18-26 4.0mm	5
6	T10N50	Nozzle SR17-18-26 #4-L47xØ6.3mm	10
	T10N49	Nozzle SR17-18-26 #5-L47xØ8mm	10
	T10N48	Nozzle SR17-18-26 #6-L47xØ9.5mm	10
	T10N47	Nozzle SR17-18-26 #7-L47xØ11mm	10
	T10N46	Nozzle SR17-18-26 #8-L47xØ12.5mm	10
	T10N45	Nozzle SR17-18-26 #10-L47Xø16mm	10
	T10N44	Nozzle SR17-18-26 #12-L47Xø19mm	10
6.1	T10N49L	Nozzle SR17-18-26 #5-L74Xø8mm	10
	T10N48L	Nozzle SR17-18-26 #6-L74Xø9.5mm	10
	T10N47L	Nozzle SR17-18-26 #7-L74xØ11mm	10
7	T54N01	Insulating gas lens SR17-18-26	5
8	T45V24	Diffuser gas lens SR17-18-26 1.0mm	5
	T45V25	Diffuser gas lens SR17-18-26 1.6mm	5
	T45V25M	Diffuser gas lens SR17-18-26 2.0mm	5
	T45V26	Diffuser gas lens SR17-18-26 2.4mm	5
	T45V27	Diffuser gas lens SR17-18-26 3.2mm	5
	T45V28	Diffuser gas lens SR17-18-26 4.0mm	5
9	T54N18	Nozzle SR17-18-26 #4-L42xØ6.3mm	10
	T54N17	Nozzle SR17-18-26 #5-L42xØ8mm	10
	T54N16	Nozzle SR17-18-26 #6-L42xØ9.5mm	10
	T54N15	Nozzle SR17-18-26 #7-L42xØ11mm	10
	T54N14	Nozzle SR17-18-26 #8-L42xØ12.5mm	10
10	T54N63	Insulating gas lens jumbo SR17-18-26	5
11	T45V0204	Diffuser gas lens jumbo SR17-18-26 1.0mm	5
	T45V116	Diffuser gas lens jumbo SR17-18-26 1.6mm	5
	T45V64	Diffuser gas lens jumbo SR17-18-26 2.4mm	5
	T995795	Diffuser gas lens jumbo SR17-18-26 3.2mm	5
	T45V63	Diffuser gas lens jumbo SR17-18-26 4.0mm	5
12	T57N75	Nozzle gas lens jumbo SR17-18-26 #6D-L48xØ9.5mm	10
	T57N74	Nozzle gas lens jumbo SR17-18-26 #8D-L48xØ12.5mm	10
	T57N88	Nozzle gas lens jumbo SR17-18-26 #10D-L48xØ16mm	10
	T57N87	Nozzle gas lens jumbo SR17-18-26 #12D-L48xØ19mm	10

TIG torch SR26

TIG, GTAW, 141

Technical data according to IEC60974-7

- Gas cooling
- 200 A CD for cycle 60%
- 140 A CA for cycle 60%
- Diameter of the electrode1.0-4.0 mm
- Recommended gas flow 4-12 l/min

TIG system torch for most applications of low intensity, light and manageable recommended for small repairs and short series productions, universal spare system with threaded nozzle slightly larger than the SR-9 model.

Standard configuration measures



Pos.	CODE	TYPE	Min. Q.
A	T26.4000	Torch TIG PRO SR26-4mts connector 35/50 (35mm2)	1
	T26.8000	Torch TIG PRO SR26-8mts connector 35/50 (35mm2)	1
	T26.4001	Torch TIG PRO SR26Flex-4mts connector 35/50 (35mm2)	1
	T26.8001	Torch TIG PRO SR26Flex-8mts connector 35/50 (35mm2)	1
B	T26.4010	Torch coaxial TIG PRO SR26-4mts connector 35/50	1
	T26.8010	Torch coaxial TIG PRO SR26-8mts connector 35/50	1
	T26.4011	Torch coaxial TIG PRO SR26Flex-4mts connector 35/50	1
	T26.8011	Torch coaxial TIG PRO SR26Flex-8mts connector 35/50	1
	T26.4020	Torch coaxial TIG PRO SR26-4mts connector 35/50 leather	1
	T26.8020	Torch coaxial TIG PRO SR26-8mts connector 35/50 leather	1
	T26.4030	Torch coaxial TIG PRO SR26-4mts connector-EURO	1
	T26.8030	Torch coaxial TIG PRO SR26-8mts connector-EURO	1
C	T26.4000 LE	Torch TIG LEVER SR26-4mts connector 35/50 (35mm2)	1
	T26.8000 LE	Torch TIG LEVER SR26-8mts connector 35/50 (35mm2)	1
D	T26.4020 LE	Torch coaxial TIG LEVER SR26-4mts connector 35/50 leather	1
	T26.8020 LE	Torch coaxial TIG LEVER SR26-8mts connector 35/50 leather	1

© Copyright EDR

Pos.	CODE	TYPE	Min. Q.
1	T26.0001	Head SR26	1
1.1	T26.0011	Head flex SR26VF	1
1.2	T26.0003	Head pencil SR26	1
2	T57Y02	Long cap SR17-18-26	5
2.1	T57Y0MED	Medium cap SR17-18-26	5
2.2	T57Y04	Short cap SR17-18-26	5
3	T10N22	Collet SR17-18-26 1.0mm	5
	T10N23	Collet SR17-18-26 1.6mm	5
	T10N23M	Collet SR17-18-26 2.0mm	5
	T10N24	Collet SR17-18-26 2.4mm	5
	T10N25	Collet SR17-18-26 3.2mm	5
	T10N26	Collet SR17-18-26 4.0mm	5
4	T18CG	Insulating SR17-18-26	5
5	T10N30	Diffuser SR17-18-26 1.0mm	5
	T10N31	Diffuser SR17-18-26 1.6mm	5
	T10N31M	Diffuser SR17-18-26 2.0mm	5
	T10N32	Diffuser SR17-18-26 2.4mm	5
	T10N33	Diffuser SR17-18-26 3.2mm	5
	T10N34	Diffuser SR17-18-26 4.0mm	5
6	T10N50	Nozzle SR17-18-26 #4-L47xØ6.3mm	10
	T10N49	Nozzle SR17-18-26 #5-L47xØ8mm	10
	T10N48	Nozzle SR17-18-26 #6-L47xØ9.5mm	10
	T10N47	Nozzle SR17-18-26 #7-L47xØ11mm	10
	T10N46	Nozzle SR17-18-26 #8-L47xØ12.5mm	10
	T10N45	Nozzle SR17-18-26 #10-L47Xø16mm	10
	T10N44	Nozzle SR17-18-26 #12-L47Xø19mm	10
6.1	T10N49L	Nozzle SR17-18-26 #5-L74Xø8mm	10
	T10N48L	Nozzle SR17-18-26 #6-L74Xø9.5mm	10
	T10N47L	Nozzle SR17-18-26 #7-L74xØ11mm	10
7	T54N01	Insulating gas lens SR17-18-26	5
8	T45V24	Diffuser gas lens SR17-18-26 1.0mm	5
	T45V25	Diffuser gas lens SR17-18-26 1.6mm	5
	T45V25M	Diffuser gas lens SR17-18-26 2.0mm	5
	T45V26	Diffuser gas lens SR17-18-26 2.4mm	5
	T45V27	Diffuser gas lens SR17-18-26 3.2mm	5
	T45V28	Diffuser gas lens SR17-18-26 4.0mm	5
9	T54N18	Nozzle SR17-18-26 #4-L42xØ6.3mm	10
	T54N17	Nozzle SR17-18-26 #5-L42xØ8mm	10
	T54N16	Nozzle SR17-18-26 #6-L42xØ9.5mm	10
	T54N15	Nozzle SR17-18-26 #7-L42xØ11mm	10
	T54N14	Nozzle SR17-18-26 #8-L42xØ12.5mm	10
10	T54N63	Insulating gas lens jumbo SR17-18-26	5
11	T45V0204	Diffuser gas lens jumbo SR17-18-26 1.0mm	5
	T45V116	Diffuser gas lens jumbo SR17-18-26 1.6mm	5
	T45V64	Diffuser gas lens jumbo SR17-18-26 2.4mm	5
	T995795	Diffuser gas lens jumbo SR17-18-26 3.2mm	5
	T45V63	Diffuser gas lens jumbo SR17-18-26 4.0mm	5
12	T57N75	Nozzle gas lens jumbo SR17-18-26 #6D-L48xØ9.5mm	10
	T57N74	Nozzle gas lens jumbo SR17-18-26 #8D-L48xØ12.5mm	10
	T57N88	Nozzle gas lens jumbo SR17-18-26 #10D-L48xØ16mm	10
	T57N87	Nozzle gas lens jumbo SR17-18-26 #12D-L48xØ19mm	10

TIG torch SR20W

TIG, GTAW, 141

Technical data according to IEC60974-7

- Liquid cooling
- 250 A CD for cycle 60%
- 200 A CA for cycle 60%
- Diameter of the electrode1.0-3.2 mm
- Recommended gas flow 4-12 l/min

TIG system torch for most medium intensity applications with liquid cooling, small spare, recommended for repairs and production of short series, universal spare system with threaded nozzle.

LEVER
option

Standard configuration measures





Pos.	CODE	TYPE	Min. Q.
A	T20.4000	Torch TIG PRO SR20W-4mts connector 35/50	1
	T20.8000	Torch TIG PRO SR20W-8mts connector 35/50	1
	T20.4020	Torch TIG SR20W-4mts connector 35/50 leather	1
	T20.8020	Torch TIG SR20W-8mts connector 35/50 leather	1
	T20.4030	Torch TIG PRO SR20W-4mts connector-EURO	1
	T20.8030	Torch TIG PRO SR20W-8mts connector-EURO	1
B	T20.4000 LE	Torch TIG LEVER SR20W-4mts connector 35/50	1
	T20.8000 LE	Torch TIG LEVER SR20W-8mts connector 35/50	1
C	T20.4020 LE	Torch TIG LEVER SR20W-4mts connector 35/50 leather	1
	T20.8020 LE	Torch TIG LEVER SR20W-8mts connector 35/50 leather	1

© Copyright EDR

Pos.	CODE	TYPE	Min. Q.
1	T20.0001	Head SR20W	1
1.1	T20.0011	Head pencil SR20P	1
2	T41V24	Long cap SR9-20	5
2.1	T41V35	Medium cap SR9-20	5
2.2	T41V33	Short cap SR9-20	5
3	T13N21	Collet SR9-20-25 1.0mm	10
	T13N22	Collet SR9-20-25 1.6mm	10
	T13N22M	Collet SR9-20-25 2.0mm	10
	T13N23	Collet SR9-20-25 2.4mm	10
	T13N24	Collet SR9-20-25 3.2mm	10
4	T59.8882	Insulating ring SR9-20-25	5
5	T13N26	Diffuser SR9-20-25 1.0mm	5
	T13N27	Diffuser SR9-20-25 1.6mm	5
	T13N27M	Diffuser SR9-20-25 2.0mm	5
	T13N28	Diffuser SR9-20-25 2.4mm	5
	T13N29	Diffuser SR9-20-25 3.2mm	5
6	T13N08	Nozzle SR9-20-25 #4-L30xØ6.3mm	10
	T13N09	Nozzle SR9-20-25 #5-L30xØ8mm	10
	T13N10	Nozzle SR9-20-25 #6-L30xØ9.5mm	10
	T13N11	Nozzle SR9-20-25 #7-L30xØ11mm	10
	T13N12	Nozzle SR9-20-25 #8-L30xØ12.5mm	10
	T13N13	Nozzle SR9-20-25 #10-L30Xø16mm	10
6.1	T796F70	Nozzle SR9-20-25 #3-L50Xø5mm	10
	T796F71	Nozzle SR9-20-25 #4-L50xØ6.3mm	10
	T796F72	Nozzle SR9-20-25 #5-L50xØ8mm	10
	T796F73	Nozzle SR9-20-25 #6-L50xØ9.5mm	10
6.2	T796F74	Nozzle SR9-20-25 #3-L63Xø5mm	10
	T796F75	Nozzle SR9-20-25 #4-L63xØ6.3mm	10
	T796F76	Nozzle SR9-20-25 #5-L63xØ8mm	10
	T796F77	Nozzle SR9-20-25 #6-L63xØ9.5mm	10
7	T45V42	Diffuser gas lens SR9-20-25 1.0mm	10
	T45V43	Diffuser gas lens SR9-20-25 1.6mm	10
	T45V43M	Diffuser gas lens SR9-20-25 2.0mm	10
	T45V44	Diffuser gas lens SR9-20-25 2.4mm	10
	T45V45	Diffuser gas lens SR9-20-25 3.2mm	10
8	T53N58	Nozzle gas lens SR9-20-25 #4-L25Xø6.3mm	10
	T53N59	Nozzle gas lens SR9-20-25 #5-L25xØ8mm	10
	T53N60	Nozzle gas lens SR9-20-25 #6-L25xØ9.5mm	10
	T53N61	Nozzle gas lens SR9-20-25 #7-L25xØ11mm	10
	T53N61S	Nozzle gas lens SR9-20-25 #8-L25xØ12.5mm	10

TIG torch SR18W

TIG, GTAW, 141

Technical data according to IEC60974-7

- Liquid cooling
- 320 A CD for cycle 60%
- 225 A CA for cycle 60%
- Diameter of the electrode1.0-4.0 mm
- Recommended gas flow 4-12 l/min

TIG system torch for most high intensity applications with liquid cooling, recommended for repairs and production, universal replacement system with threaded nozzle slightly larger than the SR-20 model.

Standard configuration measures.

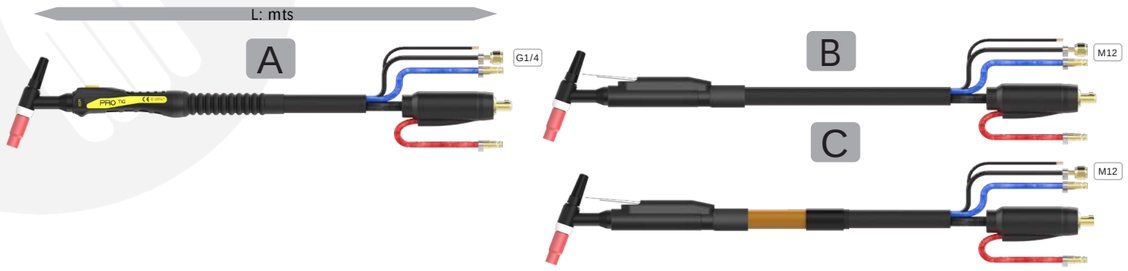

Pos.	CODE	TYPE	Min. Q.
A	T18.4000	Torch TIG PRO SR18W-4mts connector 35/50	1
	T18.8000	Torch TIG PRO SR18W-8mts connector 35/50	1
	T18.4001	Torch TIG PRO SR18WF Flex-4mts connector 35/50	1
	T18.8001	Torch TIG PRO SR18WF Flex-8mts connector 35/50	1
	T18.4030	Torch TIG PRO SR18WF-4mts connector-EURO	1
	T18.8030	Torch TIG PRO SR18WF-8mts connector-EURO	1
	T18.4020	Torch TIG PRO SR18W-4mts connector 35/50 leather	1
	T18.8020	Torch TIG PRO SR18W-8mts connector 35/50 leather	1
B	T18.4000 LE	Torch TIG LEVER SR18W-4mts connector 35/50	1
	T18.8000 LE	Torch TIG LEVER SR18W-8mts connector 35/50	1
C	T18.4020 LE	Torch TIG LEVER SR18W-4mts connector 35/50 leather	1
	T18.8020 LE	Torch TIG LEVER SR18W-8mts connector 35/50 leather	1

© Copyright EDR

Pos.	CODE	TYPE	Min. Q.
1	T18.0001	Head SR18W	1
1.1	T18.0011	Head flex SR18WF	1
1.2	T18.0003	Head pencil SR18WP HD (SPECIAL HANDLE)	1
2	T57Y02	Long cap SR17-18-26	5
2.1	T57Y0MED	Medium cap SR17-18-26	5
2.2	T57Y04	Short cap SR17-18-26	5
3	T10N22	Collet SR17-18-26 1.0mm	5
	T10N23	Collet SR17-18-26 1.6mm	5
	T10N23M	Collet SR17-18-26 2.0mm	5
	T10N24	Collet SR17-18-26 2.4mm	5
	T10N25	Collet SR17-18-26 3.2mm	5
	T10N26	Collet SR17-18-26 4.0mm	5
4	T18CG	Insulating SR17-18-26	5
5	T10N30	Diffuser SR17-18-26 1.0mm	5
	T10N31	Diffuser SR17-18-26 1.6mm	5
	T10N31M	Diffuser SR17-18-26 2.0mm	5
	T10N32	Diffuser SR17-18-26 2.4mm	5
	T10N33	Diffuser SR17-18-26 3.2mm	5
	T10N34	Diffuser SR17-18-26 4.0mm	5
6	T10N50	Nozzle SR17-18-26 #4-L47xØ6.3mm	10
	T10N49	Nozzle SR17-18-26 #5-L47xØ8mm	10
	T10N48	Nozzle SR17-18-26 #6-L47xØ9.5mm	10
	T10N47	Nozzle SR17-18-26 #7-L47xØ11mm	10
	T10N46	Nozzle SR17-18-26 #8-L47xØ12.5mm	10
	T10N45	Nozzle SR17-18-26 #10-L47Xø16mm	10
	T10N44	Nozzle SR17-18-26 #12-L47Xø19mm	10
6.1	T10N49L	Nozzle SR17-18-26 #5-L74Xø8mm	10
	T10N48L	Nozzle SR17-18-26 #6-L74Xø9.5mm	10
	T10N47L	Nozzle SR17-18-26 #7-L74xØ11mm	10
7	T54N01	Insulating gas lens SR17-18-26	5
8	T45V24	Diffuser gas lens SR17-18-26 1.0mm	5
	T45V25	Diffuser gas lens SR17-18-26 1.6mm	5
	T45V25M	Diffuser gas lens SR17-18-26 2.0mm	5
	T45V26	Diffuser gas lens SR17-18-26 2.4mm	5
	T45V27	Diffuser gas lens SR17-18-26 3.2mm	5
	T45V28	Diffuser gas lens SR17-18-26 4.0mm	5
9	T54N18	Nozzle SR17-18-26 #4-L42xØ6.3mm	10
	T54N17	Nozzle SR17-18-26 #5-L42xØ8mm	10
	T54N16	Nozzle SR17-18-26 #6-L42xØ9.5mm	10
	T54N15	Nozzle SR17-18-26 #7-L42xØ11mm	10
	T54N14	Nozzle SR17-18-26 #8-L42xØ12.5mm	10
10	T54N63	Insulating gas lens jumbo SR17-18-26	5
11	T45V0204	Diffuser gas lens jumbo SR17-18-26 1.0mm	5
	T45V116	Diffuser gas lens jumbo SR17-18-26 1.6mm	5
	T45V64	Diffuser gas lens jumbo SR17-18-26 2.4mm	5
	T995795	Diffuser gas lens jumbo SR17-18-26 3.2mm	5
	T45V63	Diffuser gas lens jumbo SR17-18-26 4.0mm	5
12	T57N75	Nozzle gas lens jumbo SR17-18-26 #6D-L48xØ9.5mm	10
	T57N74	Nozzle gas lens jumbo SR17-18-26 #8D-L48xØ12.5mm	10
	T57N88	Nozzle gas lens jumbo SR17-18-26 #10D-L48xØ16mm	10
	T57N87	Nozzle gas lens jumbo SR17-18-26 #12D-L48xØ19mm	10

TIG torch auto SR18WP

TIG, GTAW, 141

Technical data according to IEC60974-7

- Liquid cooling
- 320 A CD for cycle 60%
- 225 A CA for cycle 60%
- Diameter of the electrode1.0-4.0 mm
- Recommended gas flow 4-12 l/min

TIG system torch for most high intensity applications with liquid cooling, recommended for repairs and production, universal replacement system with threaded nozzle slightly larger than the SR-20 model.

Standard configuration measures.



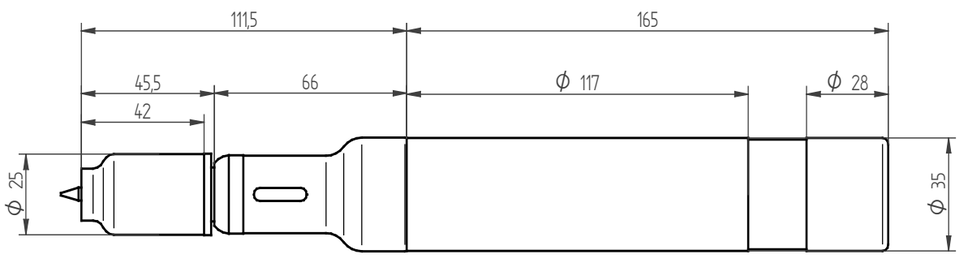

Pos.	CODE	TYPE	Min. Q.
13	T18 4002	Torch TIG automatic SR18WP-4mts connector 35/50	1
14	T18 8002	Torch TIG automatic SR18WP-8mts connector 35/50	1



© Copyright EDR

Pos.	CODE	TYPE	Min. Q.
1	T18.0003	Head aut SR18WP HD	1
1.1	TH-300	Handle auto TIG SR18WP	1
3	T10N22	Collet SR17-18-26 1.0mm	5
	T10N23	Collet SR17-18-26 1.6mm	5
	T10N23M	Collet SR17-18-26 2.0mm	5
	T10N24	Collet SR17-18-26 2.4mm	5
	T10N25	Collet SR17-18-26 3.2mm	5
	T10N26	Collet SR17-18-26 4.0mm	5
4	T18CG	Insulating SR17-18-26	5
5	T10N30	Diffuser SR17-18-26 1.0mm	5
	T10N31	Diffuser SR17-18-26 1.6mm	5
	T10N31M	Diffuser SR17-18-26 2.0mm	5
	T10N32	Diffuser SR17-18-26 2.4mm	5
	T10N33	Diffuser SR17-18-26 3.2mm	5
	T10N34	Diffuser SR17-18-26 4.0mm	5
6	T10N50	Nozzle SR17-18-26 #4-L47xØ6.3mm	10
	T10N49	Nozzle SR17-18-26 #5-L47xØ8mm	10
	T10N48	Nozzle SR17-18-26 #6-L47xØ9.5mm	10
	T10N47	Nozzle SR17-18-26 #7-L47xØ11mm	10
	T10N46	Nozzle SR17-18-26 #8-L47xØ12.5mm	10
	T10N45	Nozzle SR17-18-26 #10-L47Xø16mm	10
	T10N44	Nozzle SR17-18-26 #12-L47Xø19mm	10
6.1	T10N49L	Nozzle SR17-18-26 #5-L74Xø8mm	10
	T10N48L	Nozzle SR17-18-26 #6-L74Xø9.5mm	10
	T10N47L	Nozzle SR17-18-26 #7-L74xØ11mm	10
7	T54N01	Insulating gas lens SR17-18-26	5
8	T45V24	Diffuser gas lens SR17-18-26 1.0mm	5
	T45V25	Diffuser gas lens SR17-18-26 1.6mm	5
	T45V25M	Diffuser gas lens SR17-18-26 2.0mm	5
	T45V26	Diffuser gas lens SR17-18-26 2.4mm	5
	T45V27	Diffuser gas lens SR17-18-26 3.2mm	5
	T45V28	Diffuser gas lens SR17-18-26 4.0mm	5
9	T54N18	Nozzle SR17-18-26 #4-L42xØ6.3mm	10
	T54N17	Nozzle SR17-18-26 #5-L42xØ8mm	10
	T54N16	Nozzle SR17-18-26 #6-L42xØ9.5mm	10
	T54N15	Nozzle SR17-18-26 #7-L42xØ11mm	10
	T54N14	Nozzle SR17-18-26 #8-L42xØ12.5mm	10

TIG torch TX3 PRO

TIG, GTAW, 141

Technical data according to IEC60974-7

- Gas cooling
- 270 A CD for cycle 60%
- 200 A CA for cycle 60%
- Diameter of the electrode1.0-4.0 mm
- Recommended gas flow 4-12 l/min

TIG system torch for most medium intensity applications, recommended for repairs and production, spare system with pressure nozzle and diffuser integrated in the neck, the PRO model is equipped with higher cable section and supports more power.

Standard configuration measures.



Pos.	CODE	TYPE	Min. Q.
A	T35.4000	Torch PRO TX3-4mts connector 35/50 (35mm2)	1
	T35.8000	Torch PRO TX3-8mts connector 35/50 (35mm2)	1
	T35.4010	Torch coaxial PRO TX3-4mts connector 35/50	1
	T35.8010	Torch coaxial PRO TX3-8mts connector 35/50	1



©Copyright EDR

Pos.	CODE	TYPE	Min. Q.
1	T35.0001	Head valve TX3	1
1.2	T35.0001 01	Head insulation	1
2	T403.70	Long cap T210-TX3	5
2.1	T403.30	Shot cap T210-TX3	5
3	T964.01	Collet T210 1.0mm	5
	T965.01	Collet T210 1.6mm	5
	T966.01	Collet T210 2.4mm	5
	T967.01	Collet T210 3.2mm	5
	T968.01	Collet T210 4.0mm	5
4	T130.00	Nozzle T210 #4-L43xØ1/4”	10
	T131.00	Nozzle T210 #5-L43xØ5/16”	10
	T132.00	Nozzle T210 #6-L43xØ3/8”	10
	T133.00	Nozzle T210 #7-L43xØ7/16”	10
	T134.00	Nozzle T210 #8-L43xØ1/2”	10
	T135.00	Nozzle T210 #9-L43xØ9/16”	10
	T136.00	Nozzle T210 #10-L43xØ5/8”	10
	T137.00	Nozzle T210 #11-L43xØ11/16”	10
4.1	T130.07	Nozzle T210 #4L-L63xØ1/4”	10
	T131.07	Nozzle T210 #5L-L63xØ5/16”	10
	T132.07	Nozzle T210 #6L-L63xØ3/8”	10
	T133.07	Nozzle T210 #7L-L63xØ7/16”	10

TIG VALVE

TIG torch valve industrial use PROseries

The industrial use demands lightness, robustness and high quality materials that provide a long duration in intense use.



Internal head in copper alloy, improves conductivity and heat dissipation.



Funda exterior goma con formulación para alta resistencia y flexibilidad.

Neck section 25% higher than standard.



Cable extra-flexible clase VI, garantiza menor fatiga de los cables y del usuario.



The grip channels reduce the feeling of heat in the hand and improve grip.

Larger valve plug, improves handling and precision in the opening of the gas.

FIT

SR9v Gas cooling

110 A - CD 60%

80 A - CA 60%

SR17v Gas cooling

140 A - CD 60%

100 A - CA 60%

SR26v Gas cooling

200 A - CD 60%

140 A - CA 60%

SR18wv Liquid cooling

320 A - CD 100%

225 A - CA 100%

T210v Gas cooling

180 A - CD 60%

130 A - CA 60%

TX3v Gas cooling

270 A - CD 60%

200 A - CA 60%

TIG torch valve SR9V

TIG, GTAW, 141

Technical data according to IEC60974-7

TIG system torch for most low intensity applications, light and handy recommended for small repairs, universal replacement system with threaded nozzle, GAS AND ARC OPENING SYSTEM

- Gas cooling
- 110 A CD to cycle 60%
- 80 A CA to cycle 60%
- Diameter of the electrode 1.0-1.6 mm
- Recommended gas flow 4-12 l/min

Standard configuration measures.



Pos.	CODE	TYPE	Min. Q.
A	T09.4130	Torch valve TIG PRO SR9V-4mts connector 10/25	1
	T09.8130	Torch valve TIG PRO SR9V-8mts connector 10/25	1
	T09.4131	Torch valve TIG PRO SR9Flex-4mts connector 10/25	1
	T09.8131	Torch valve TIG PRO SR9Flex-8mts connector 10/25	1

Copyright EDR

Pos.	CODE	TYPE	Min. Q.
1	T09.0002	Head valve SR9V	1
1.1	T09.0012	Head valve flex SR9VF	1
2	T41V24	Long cap SR9-20	5
2.1	T41V35	Medium cap SR9-20	5
2.2	T41V33	Short cap SR9-20	5
3	T13N21	Collet SR9-20-25 1.0mm	10
	T13N22	Collet SR9-20-25 1.6mm	10
	T13N22M	Collet SR9-20-25 2.0mm	10
	T13N23	Collet SR9-20-25 2.4mm	10
	T13N24	Collet SR9-20-25 3.2mm	10
4	T59.8882	Insulating ring SR9-20-25	5
5	T13N26	Diffuser SR9-20-25 1.0mm	5
	T13N27	Diffuser SR9-20-25 1.6mm	5
	T13N27M	Diffuser SR9-20-25 2.0mm	5
	T13N28	Diffuser SR9-20-25 2.4mm	5
	T13N29	Diffuser SR9-20-25 3.2mm	5
6	T13N08	Nozzle SR9-20-25 #4-L30xØ6.3mm	10
	T13N09	Nozzle SR9-20-25 #5-L30xØ8mm	10
	T13N10	Nozzle SR9-20-25 #6-L30xØ9.5mm	10
	T13N11	Nozzle SR9-20-25 #7-L30xØ11mm	10
	T13N12	Nozzle SR9-20-25 #8-L30xØ12.5mm	10
	T13N13	Nozzle SR9-20-25 #10-L30Xø16mm	10
6.1	T796F70	Nozzle SR9-20-25 #3-L50Xø5mm	10
	T796F71	Nozzle SR9-20-25 #4-L50xØ6.3mm	10
	T796F72	Nozzle SR9-20-25 #5-L50xØ8mm	10
	T796F73	Nozzle SR9-20-25 #6-L50xØ9.5mm	10
6.2	T796F74	Nozzle SR9-20-25 #3-L63Xø5mm	10
	T796F75	Nozzle SR9-20-25 #4-L63xØ6.3mm	10
	T796F76	Nozzle SR9-20-25 #5-L63xØ8mm	10
	T796F77	Nozzle SR9-20-25 #6-L63xØ9.5mm	10
7	T45V42	Diffuser gas lens SR9-20-25 1.0mm	10
	T45V43	Diffuser gas lens SR9-20-25 1.6mm	10
	T45V43M	Diffuser gas lens SR9-20-25 2.0mm	10
	T45V44	Diffuser gas lens SR9-20-25 2.4mm	10
	T45V45	Diffuser gas lens SR9-20-25 3.2mm	10
8	T53N58	Nozzle gas lens SR9-20-25 #4-L25Xø6.3mm	10
	T53N59	Nozzle gas lens SR9-20-25 #5-L25xØ8mm	10
	T53N60	Nozzle gas lens SR9-20-25 #6-L25xØ9.5mm	10
	T53N61	Nozzle gas lens SR9-20-25 #7-L25xØ11mm	10
	T53N61S	Nozzle gas lens SR9-20-25 #8-L25xØ12.5mm	10

TIG torch valve SR17V

TIG, GTAW, 141

Technical data according to IEC60974-7

- Gas cooling
- 140 A CD for cycle 60%
- 100 A CA for cycle 60%
- Diameter of the electrode1.0-2.4 mm
- Recommended gas flow 4-12 l/min

TIG system torch for most applications of low intensity, light and manageable re-commended for small repairs and short series productions, universal spare system with threaded nozzle slightly larger than the model SR-9,GAS AND ARC OPENING SYSTEM MANUAL.

Standard configuration measures.

Pos.	CODE	TYPE	Min. Q.
A	T17.4100	Torch valve TIG PRO SR17V-4mts connector 35/50	1
	T17.8100	Torch valve TIG SR17V-8mts connector 35/50	1
	T17.4101	Torch valve TIG PRO SR17VFlex-4mts conector 35/50	1
	T17.8101	Torch valve TIG PRO SR17VFlex-8mts conector 35/50	1

© Copyright EDR

Pos.	CODE	TYPE	Min. Q.
1	T17.0002	Head valve SR17V	1
1.1	T17.0012	Head valve flex SR17VF	1
2	T57Y02	Long cap SR17-18-26	5
2.1	T57Y0MED	Medium cap SR17-18-26	5
2.2	T57Y04	Short cap SR17-18-26	5
3	T10N22	Collet SR17-18-26 1.0mm	5
	T10N23	Collet SR17-18-26 1.6mm	5
	T10N23M	Collet SR17-18-26 2.0mm	5
	T10N24	Collet SR17-18-26 2.4mm	5
	T10N25	Collet SR17-18-26 3.2mm	5
	T10N26	Collet SR17-18-26 4.0mm	5
4	T18CG	Insulating SR17-18-26	5
5	T10N30	Diffuser SR17-18-26 1.0mm	5
	T10N31	Diffuser SR17-18-26 1.6mm	5
	T10N31M	Diffuser SR17-18-26 2.0mm	5
	T10N32	Diffuser SR17-18-26 2.4mm	5
	T10N33	Diffuser SR17-18-26 3.2mm	5
	T10N34	Diffuser SR17-18-26 4.0mm	5
6	T10N50	Nozzle SR17-18-26 #4-L47xØ6.3mm	10
	T10N49	Nozzle SR17-18-26 #5-L47xØ8mm	10
	T10N48	Nozzle SR17-18-26 #6-L47xØ9.5mm	10
	T10N47	Nozzle SR17-18-26 #7-L47xØ11mm	10
	T10N46	Nozzle SR17-18-26 #8-L47xØ12.5mm	10
	T10N45	Nozzle SR17-18-26 #10-L47Xø16mm	10
	T10N44	Nozzle SR17-18-26 #12-L47Xø19mm	10
6.1	T10N49L	Nozzle SR17-18-26 #5-L74Xø8mm	10
	T10N48L	Nozzle SR17-18-26 #6-L74Xø9.5mm	10
	T10N47L	Nozzle SR17-18-26 #7-L74xØ11mm	10
7	T54N01	Insulating gas lens SR17-18-26	5
8	T45V24	Diffuser gas lens SR17-18-26 1.0mm	5
	T45V25	Diffuser gas lens SR17-18-26 1.6mm	5
	T45V25M	Diffuser gas lens SR17-18-26 2.0mm	5
	T45V26	Diffuser gas lens SR17-18-26 2.4mm	5
	T45V27	Diffuser gas lens SR17-18-26 3.2mm	5
	T45V28	Diffuser gas lens SR17-18-26 4.0mm	5
9	T54N18	Nozzle SR17-18-26 #4-L42xØ6.3mm	10
	T54N17	Nozzle SR17-18-26 #5-L42xØ8mm	10
	T54N16	Nozzle SR17-18-26 #6-L42xØ9.5mm	10
	T54N15	Nozzle SR17-18-26 #7-L42xØ11mm	10
	T54N14	Nozzle SR17-18-26 #8-L42xØ12.5mm	10
10	T54N63	Insulating gas lens jumbo SR17-18-26	5
11	T45V0204	Diffuser gas lens jumbo SR17-18-26 1.0mm	5
	T45V116	Diffuser gas lens jumbo SR17-18-26 1.6mm	5
	T45V64	Diffuser gas lens jumbo SR17-18-26 2.4mm	5
	T995795	Diffuser gas lens jumbo SR17-18-26 3.2mm	5
	T45V63	Diffuser gas lens jumbo SR17-18-26 4.0mm	5
12	T57N75	Nozzle gas lens jumbo SR17-18-26 #6D-L48xØ9.5mm	10
	T57N74	Nozzle gas lens jumbo SR17-18-26 #8D-L48xØ12.5mm	10
	T57N88	Nozzle gas lens jumbo SR17-18-26 #10D-L48xØ16mm	10
	T57N87	Nozzle gas lens jumbo SR17-18-26 #12D-L48xØ19mm	10

TIG torch valve SR26V

TIG, GTAW, 141
Technical data according to IEC60974-7

- Gas cooling
- 200 A CD for cycle 60%
- 140 A CA for cycle 60%
- Diameter of the electrode1.0-4.0 mm
- Recommended gas flow 4-12 l/min

TIG system torch for most medium intensity applications, recommended for repairs and production, universal replacement system with threaded nozzle slightly larger than the SR-9 model, GAS OPENING SYSTEM AND MANUAL ARC.

Standard configuration measures.



Pos.	CODE	TYPE	Min. Q.
A	T26.4100	Torch valve TIG PRO SR26V-4mts connector 35/50 (35mm2)	1
	T26.8100	Torch valve TIG PRO SR26V-8mts connector 35/50 (35mm2)	1
	T26.4100B	Torch valve TIG **BASIC** SR26V-4mts connector 35/50 (25mm2)	1
	T26.8100B	Torch valve TIG **BASIC** SR26V-8mts connector 35/50 (25mm2)	1
	T26.4101	Torch valve TIG PRO SR26VFlex-4mts connector 35/50 (35mm2)	1
	T26.8101	Torch valve TIG PRO SR26VFlex-8mts connector 35/50 (35mm2)	1

© Copyright EDR

Pos.	CODE	TYPE	Min. Q.
1	T26.0002	Head valve SR26V	1
1.1	T26.0012	Head valve flex SR26VF	1
2	T57Y02	Long cap SR17-18-26	5
2.1	T57Y0MED	Medium cap SR17-18-26	5
2.2	T57Y04	Short cap SR17-18-26	5
3	T10N22	Collet SR17-18-26 1.0mm	5
	T10N23	Collet SR17-18-26 1.6mm	5
	T10N23M	Collet SR17-18-26 2.0mm	5
	T10N24	Collet SR17-18-26 2.4mm	5
	T10N25	Collet SR17-18-26 3.2mm	5
	T10N26	Collet SR17-18-26 4.0mm	5
4	T18CG	Insulating SR17-18-26	5
5	T10N30	Diffuser SR17-18-26 1.0mm	5
	T10N31	Diffuser SR17-18-26 1.6mm	5
	T10N31M	Diffuser SR17-18-26 2.0mm	5
	T10N32	Diffuser SR17-18-26 2.4mm	5
	T10N33	Diffuser SR17-18-26 3.2mm	5
	T10N34	Diffuser SR17-18-26 4.0mm	5
6	T10N50	Nozzle SR17-18-26 #4-L47xØ6.3mm	10
	T10N49	Nozzle SR17-18-26 #5-L47xØ8mm	10
	T10N48	Nozzle SR17-18-26 #6-L47xØ9.5mm	10
	T10N47	Nozzle SR17-18-26 #7-L47xØ11mm	10
	T10N46	Nozzle SR17-18-26 #8-L47xØ12.5mm	10
	T10N45	Nozzle SR17-18-26 #10-L47Xø16mm	10
	T10N44	Nozzle SR17-18-26 #12-L47Xø19mm	10
6.1	T10N49L	Nozzle SR17-18-26 #5-L74Xø8mm	10
	T10N48L	Nozzle SR17-18-26 #6-L74Xø9.5mm	10
	T10N47L	Nozzle SR17-18-26 #7-L74xØ11mm	10
7	T54N01	Insulating gas lens SR17-18-26	5
8	T45V24	Diffuser gas lens SR17-18-26 1.0mm	5
	T45V25	Diffuser gas lens SR17-18-26 1.6mm	5
	T45V25M	Diffuser gas lens SR17-18-26 2.0mm	5
	T45V26	Diffuser gas lens SR17-18-26 2.4mm	5
	T45V27	Diffuser gas lens SR17-18-26 3.2mm	5
	T45V28	Diffuser gas lens SR17-18-26 4.0mm	5
9	T54N18	Nozzle SR17-18-26 #4-L42xØ6.3mm	10
	T54N17	Nozzle SR17-18-26 #5-L42xØ8mm	10
	T54N16	Nozzle SR17-18-26 #6-L42xØ9.5mm	10
	T54N15	Nozzle SR17-18-26 #7-L42xØ11mm	10
	T54N14	Nozzle SR17-18-26 #8-L42xØ12.5mm	10
10	T54N63	Insulating gas lens jumbo SR17-18-26	5
11	T45V0204	Diffuser gas lens jumbo SR17-18-26 1.0mm	5
	T45V116	Diffuser gas lens jumbo SR17-18-26 1.6mm	5
	T45V64	Diffuser gas lens jumbo SR17-18-26 2.4mm	5
	T995795	Diffuser gas lens jumbo SR17-18-26 3.2mm	5
	T45V63	Diffuser gas lens jumbo SR17-18-26 4.0mm	5
12	T57N75	Nozzle gas lens jumbo SR17-18-26 #6D-L48xØ9.5mm	10
	T57N74	Nozzle gas lens jumbo SR17-18-26 #8D-L48xØ12.5mm	10
	T57N88	Nozzle gas lens jumbo SR17-18-26 #10D-L48xØ16mm	10
	T57N87	Nozzle gas lens jumbo SR17-18-26 #12D-L48xØ19mm	10

TIG torch valve SR18WV

TIG, GTAW, 141

Technical data according to IEC60974-7

- Liquid cooling
- 320 A CD for cycle 60%
- 225 A CA for cycle 60%
- Diameter of the electrode1.0-4.0 mm
- Recommended gas flow 4-12 l/min

TIG system torch for most high intensity applications with liquid cooling, recommended for repairs and production, universal replacement system with threaded nozzle slightly larger than the SR-20 model, GAS OPENING SYSTEM AND MANUAL ARC.

Standard configuration measures.



Pos.	CODE	TYPE	Min. Q.
A	T18.4100	Torch valve TIG PRO SR18WV-4mts conector 35/50	1
	T18.8100	Torch valve TIG PRO SR18WV-8mts conector 35/50	1



© Copyright EDR

Pos.	CODE	TYPE	Min. Q.
1	T18.0002	Head valve SR18WV	1
2	T57Y02	Long cap SR17-18-26	5
2.1	T57Y0MED	Medium cap SR17-18-26	5
2.2	T57Y04	Short cap SR17-18-26	5
3	T10N22	Collet SR17-18-26 1.0mm	5
	T10N23	Collet SR17-18-26 1.6mm	5
	T10N23M	Collet SR17-18-26 2.0mm	5
	T10N24	Collet SR17-18-26 2.4mm	5
	T10N25	Collet SR17-18-26 3.2mm	5
	T10N26	Collet SR17-18-26 4.0mm	5
4	T18CG	Insulating SR17-18-26	5
5	T10N30	Diffuser SR17-18-26 1.0mm	5
	T10N31	Diffuser SR17-18-26 1.6mm	5
	T10N31M	Diffuser SR17-18-26 2.0mm	5
	T10N32	Diffuser SR17-18-26 2.4mm	5
	T10N33	Diffuser SR17-18-26 3.2mm	5
	T10N34	Diffuser SR17-18-26 4.0mm	5
6	T10N50	Nozzle SR17-18-26 #4-L47xØ6.3mm	10
	T10N49	Nozzle SR17-18-26 #5-L47xØ8mm	10
	T10N48	Nozzle SR17-18-26 #6-L47xØ9.5mm	10
	T10N47	Nozzle SR17-18-26 #7-L47xØ11mm	10
	T10N46	Nozzle SR17-18-26 #8-L47xØ12.5mm	10
	T10N45	Nozzle SR17-18-26 #10-L47Xø16mm	10
	T10N44	Nozzle SR17-18-26 #12-L47Xø19mm	10
6.1	T10N49L	Nozzle SR17-18-26 #5-L74Xø8mm	10
	T10N48L	Nozzle SR17-18-26 #6-L74Xø9.5mm	10
	T10N47L	Nozzle SR17-18-26 #7-L74xØ11mm	10
7	T54N01	Insulating gas lens SR17-18-26	5
8	T45V24	Diffuser gas lens SR17-18-26 1.0mm	5
	T45V25	Diffuser gas lens SR17-18-26 1.6mm	5
	T45V25M	Diffuser gas lens SR17-18-26 2.0mm	5
	T45V26	Diffuser gas lens SR17-18-26 2.4mm	5
	T45V27	Diffuser gas lens SR17-18-26 3.2mm	5
	T45V28	Diffuser gas lens SR17-18-26 4.0mm	5
9	T54N18	Nozzle SR17-18-26 #4-L42xØ6.3mm	10
	T54N17	Nozzle SR17-18-26 #5-L42xØ8mm	10
	T54N16	Nozzle SR17-18-26 #6-L42xØ9.5mm	10
	T54N15	Nozzle SR17-18-26 #7-L42xØ11mm	10
	T54N14	Nozzle SR17-18-26 #8-L42xØ12.5mm	10
10	T54N63	Insulating gas lens jumbo SR17-18-26	5
11	T45V0204	Diffuser gas lens jumbo SR17-18-26 1.0mm	5
	T45V116	Diffuser gas lens jumbo SR17-18-26 1.6mm	5
	T45V64	Diffuser gas lens jumbo SR17-18-26 2.4mm	5
	T995795	Diffuser gas lens jumbo SR17-18-26 3.2mm	5
	T45V63	Diffuser gas lens jumbo SR17-18-26 4.0mm	5
12	T57N75	Nozzle gas lens jumbo SR17-18-26 #6D-L48xØ9.5mm	10
	T57N74	Nozzle gas lens jumbo SR17-18-26 #8D-L48xØ12.5mm	10
	T57N88	Nozzle gas lens jumbo SR17-18-26 #10D-L48xØ16mm	10
	T57N87	Nozzle gas lens jumbo SR17-18-26 #12D-L48xØ19mm	10

TIG torch valve T210V

TIG, GTAW, 141

Technical data according to IEC60974-7

- Gas cooling
- 180A CD for cycle 60%
- 130 A CA for cycle 60%
- Diameter of the electrode1.0-3.2 mm
- Recommended gas flow 4-12 l/min

TIG system torch for most medium intensity applications, recommended for repairs and production, spare system with pressure nozzle and diffuser integrated in the neck, GAS OPENING SYSTEM AND

Standard configuration measures.



Pos.	CODE	TYPE	Min. Q.
A	T21.4100	Torch valve T210-4mts connector 35/50 (25mm2)	1
	T21.8100	Torch valve T210-8mts connector 35/50 (25mm2)	1
B	T21.4100	Torch valve T210-4mts terminal (25mm2)	1
	T21.8100	Torch valve T210-8mts teminal (25mm2)	1



©Copyright EDR

Pos.	CODE	TYPE	Min. Q.
1	***T21.0001***	***Head valve T210***	***1***
1.1	T403.33V	Valve plug T210	1
2	**T403.70**	**Long cap T210**	**5**
2.1	T403.30	Short cap T210	5
3	T964.01	Collet T210 1.0mm	5
	T965.01	Collet T210 1.6mm	5
	T966.01	Collet **T210 2.4mm**	**5**
	T967.01	Collet T210 3.2mm	5
4	T130.00	Ceramic nozzle T210 #4-L43xØ1/4”	10
	T131.00	Ceramic nozzle T210 #5-L43xØ5/16”	10
	T132.00	**Ceramic nozzle T210 #6-L43xØ3/8”**	**10**
	T133.00	Ceramic nozzle T210 #7-L43xØ7/16”	10
	T134.00	Ceramic nozzle T210 #8-L43xØ1/2”	10
	T135.00	Ceramic nozzle T210 #9-L43xØ9/16”	10
	T136.00	Ceramic nozzle T210 #10-L43xØ5/8”	10
	T137.00	Ceramic nozzle T210 #11-L43xØ11/16”	10
4.1	T130.07	Long ceramic nozzle T210 #4L-L63xØ1/4”	10
	T131.07	Long ceramic nozzle T210 #5L-L63xØ5/16”	10
	T132.07	Long ceramic nozzle T210 #6L-L63xØ3/8”	10
	T133.07	Long ceramic nozzle T210 #7L-L63xØ7/16”	10

TIG torch valve TX3 V PRO

TIG, GTAW, 141

Technical data according to IEC60974-7

Gas cooling

270 A CD for cycle 60%

200 A CA for cycle 60%

Diameter of the electrode1.0-4.0 mm

Recommended gas flow 4-12 l/min

TIG system torch for most medium intensity applications, recommended for repairs and production, spare system with pressure nozzle and diffuser integrated in the neck, the PRO model is equipped

Standard configuration measures.



Pos.	CODE	TYPE	Min. Q.
A	T35.4100	Torch valve PRO TX3-4mts connector 35/50 (35mm2)	1
	T35.8100	Torch valve PRO TX3-8mts connector 35/50 (35mm2)	1
	T35.4110	Torch valve coaxial PRO TX3-4mts connector 35/50	1
	T35.8110	Torch valve coaxial PRO TX3-8mts connector 35/50	1
B	T35.4100	Torch valve PRO TX3-4mts terminal (35mm2)	1
	T35.8100	Torch valve PRO TX3-8mts terminal (35mm2)	1



© Copyright EDR

Pos.	CODE	TYPE	Min. Q.
1	T35.0001	Head valve TX3	1
1.1	T403.33V	Valve cap T210-TX3	1
1.2	T35.0001 01	Head insulation	1
2	T403.70	Long cap T210-TX3	5
2.1	T403.30	Shot cap T210-TX3	5
3	T964.01	Collet T210 1.0mm	5
	T965.01	Collet T210 1.6mm	5
	T966.01	Collet T210 2.4mm	5
	T967.01	Collet T210 3.2mm	5
	T968.01	Collet T210 4.0mm	5
4	T130.00	Nozzle T210 #4-L43xØ1/4”	10
	T131.00	Nozzle T210 #5-L43xØ5/16”	10
	T132.00	Nozzle T210 #6-L43xØ3/8”	10
	T133.00	Nozzle T210 #7-L43xØ7/16”	10
	T134.00	Nozzle T210 #8-L43xØ1/2”	10
	T135.00	Nozzle T210 #9-L43xØ9/16”	10
	T136.00	Nozzle T210 #10-L43xØ5/8”	10
	T137.00	Nozzle T210 #11-L43xØ11/16”	10
4.1	T130.07	Nozzle T210 #4L-L63xØ1/4”	10
	T131.07	Nozzle T210 #5L-L63xØ5/16”	10
	T132.07	Nozzle T210 #6L-L63xØ3/8”	10
	T133.07	Nozzle T210 #7L-L63xØ7/16”	10

TIG SR17-26-18W



-------50mm------

T1

------48mm------

T2 16mm



-------51mm-------

T3 23mm



-------51mm------

ELECTRODE HOLDERS					
1.0mm	**1.6mm**	**2.0mm**	**2.4mm**	**3.2mm**	**4.0mm**
T10N22	T10N23	T10N23M	T10N24	T10N25	T10N26

DIFFUSER					
1.0mm	**1.6mm**	**2.0mm**	**2.4mm**	**3.2mm**	**4.0mm**
T10N30	T10N31	T10N31M	T10N32	T10N33	T10N34

DIFFUSER GAS LENS					
1.0mm	**1.6mm**	**2.0mm**	**2.4mm**	**3.2mm**	**4.0mm**
T45V24	T45V25	T45V25M	T45V26	T45V27	T45V28

DIFFUSER GAS LENS XL				
	1.6mm	**2.4mm**	**3.2mm**	**4.0mm**
	T45V116	T45V64	T995795	T45V63



-25mm-
T57Y04

---50mm---
T57Y0MED

----------121mm---------
T57Y02



Ø T1

---------47mm---

NOZZLE STANDARD						
#4	**#5**	**#6**	**#7**	**#8**	**#10**	**#12**
T10N50	T10N49	T10N48	T10N47	T10N46	T10N45	10N44
Øint 6.3mm	Øint 8mm	Øint 9.5mm	Øint 11mm	Øint 12.5mm	Øint 16mm	Øint 19mm



Ø T1

----------76mm---

	T10N49L	T10N48L	T10N47L
	Øint 8mm	Øint 9.5mm	Øint 11mm

Ø T2

-----42mm-----

NOZZLE GAS LENS				
#4	**#5**	**#6**	**#7**	**#8**
T54N18	T54N17	T54N16	T54N15	T54N14
Øint 6.3mm	Øint 8mm	Øint 9.5mm	Øint 11mm	Øint12.5mm



Ø T2

----------76mm---

	T54N17L	T54N16L	T54N15L	T54N14L
	Øint 8mm	Øint 9.5mm	Øint 11mm	Øint12.5mm

Ø T3

---------48mm---

NOZZLE GAS LENS XL (JUMBO)				
	#6	**#8**	**#10**	**#12**
	T57N75	T57N74	T53N88	53N87
	Øint 9.5mm	Øint12.5mm	Øint 16mm	Øint 19mm

T54N01

T2 25 mm

T54N63

T3 35 mm

TIG SR9-20W

-25mm-

T1



-20mm-

T2 13mm

--22mm--

ELECTRODE HOLDERS				
1.0mm	**1.6mm**	**2.0mm**	**2.4mm**	**3.2mm**
T13N21	T13N22	T13N22M	T13N23	T12N24

DIFFUSER				
1.0mm	**1.6mm**	**2.0mm**	**2.4mm**	**3.2mm**
T13N26	T13N27	T13N27M	T13N28	T13N29

DIFFUSER GAS LENS				
1.0mm	**1.6mm**	**2.0mm**	**2.4mm**	**3.2mm**
T45V42	T45V43	T45V43M	T45V44	T45V45

-16mm-
T41V24

---48mm---
T41V35

----------143mm----------
T45V33

Ø T1

---30mm-

NOZZLE STANDARD						
#3	**#4**	**#5**	**#6**	**#7**	**#8**	**#10**
	T13N08	T13N09	T13N10	T13N11	T13N12	T13N13
	Øint 6.3mm	Øint 8mm	Øint 9.5mm	Øint 11mm	Øint 12.5mm	Øint 16mm

Ø T1

---------50mm---

T796F70	T796F71	T796F72	T796F73
Øint 5mm	Øint 6.3mm	Øint 8mm	Øint 9.5mm

Ø T1

---------63mm----------

T796F74	T796F75	T796F76	T796F77
Øint 5mm	Øint 6.3mm	Øint 8mm	Øint 9.5mm

Ø T2

-25mm-

NOZZLE GAS LENS					
	#4	**#5**	**#6**	**#7**	**#8**
	T53N58	T53N59	T53N60	T53N61	T53N61S
	Øint 6.3mm	Øint 8mm	Øint 9.5mm	Øint 11mm	Øint12.5mm

T58.8882

T1/T2 20 mm

Advantages of using gas shield lens for TIG

Gas Lens welding is often used to improve welding on materials more sensitive to oxygen. This system provides many advantages in standard materials that exceed the small increase in cost of the replacement.

Gas Lens refills require less gas flow to achieve good protection, saving up to 30% gas.

It also allows the electrode to be extended a little more towards the outside, this improves accessibility, ease of work and viewing of the cord.

Another advantage is the possibility of making wider seams by allowing us greater freedom of movement without the electrode coming out of the protection.

Advantages of using PYREX nozzles for TIG

Transparent or glass (PYREX) nozzles have advantages compared to the standard ones, they allow better vision in narrow areas, it improves the activation of the spot welding mask, it does not detect the arc hidden by the nozzle, and its diffusion of gas lens improves. the quality of the cord.

Improve flow and save 40% gas

Better protection of the tungsten, and greater extension outside the nozzle

Improve welding helmet activation with less current

Spare parts **PYREX**

PYREX **STUBBY** TIG SR17-16-18W

Pos.	CODE	TYPE	Min. Q.
1	T4C10KIT	KIT REPUESTO STUBBY (PYREX) 1.0 mm - SR17/26/18W	1
	T4C16KIT	KIT REPUESTO STUBBY (PYREX) 1.6 mm - SR17/26/18W	1
	T4C24KIT	KIT REPUESTO STUBBY (PYREX) 2.4 mm - SR17/26/18W	1
	T4C32KIT	KIT REPUESTO STUBBY (PYREX) 3.2 mm - SR17/26/18W	1
	T4C40KIT	KIT REPUESTO STUBBY (PYREX) 4.0 mm - SR17/26/18W	1

ELECTRODE HOLDERS PYREX				
1.0mm	**1.6mm**	**2.4mm**	**3.2mm**	**4.0mm**
T4C10GS	T4C16GS	T4C24GS	T4C32GS	T4C40GS
NOZZLE HOLDER STUBBY				
T4CBGS				
DIFFUSER PYREX STUBBY				
1.0mm	**1.6mm**	**2.4mm**	**3.2mm**	**4.0mm**
TAS10GS	TAS16GS	TAS24GS	TAS32GS	TAS40GS
NOZZEL PYREX STUBBY				
T2P8GS				
PROTECTION NOZZEL				
T3HSGS				

KIT PYREX **JUMBO** SR17-16-18W



Pos.	CODE	TYPE	Min. Q.
2	T4C16KITJ	KIT REPUESTO JUMBO (PYREX) 1.6 mm - SR17/26/18W	1
	T4C24KITJ	KIT REPUESTO JUMBO (PYREX) 2.4 mm - SR17/26/18W	1
	T4C32KITJ	KIT REPUESTO JUMBO (PYREX) 3.2 mm - SR17/26/18W	1

ELECTRODE HOLDERS PYREX					
	1.6mm	**2.4mm**	**3.2mm**		
	T4C16GS	T4C24GS	T4C32GS		
NOZZLE HOLDER JUMBO					
T4CBGJ					
DIFFUSER JUMBO					
	1.6mm	**2.4mm**	**3.2mm**		
	TAS16GJ	TAS24GJ	TAS32GJ		
NOZZLE PYREX JUMBO					
T2P8GJ					
PROTECTION NOZZLE JUMBO					
T3HSGJ					

Torch repair parts MIG/

1
2
3
4

Pos.	CODE	TYPE	Min. Q.
1	M15 0001	Neck PRO 15 45º	1
2	M25 0001	Neck PRO 25 45º	1
	M25 0001L	Neck PRO 25 largo 45º	1
3	M24 0001	Neck PRO 24 45º	1
4	M36 0001	Neck PRO 36 45º	1

5
6
7

Pos.	CODE	TYPE	Min. Q.
5	M25 0011	Automatic neck PRO 25 180º	1
6	M24 0011	Automatic neck PRO 24 180º	1
7	M36 0011	Automatic neck PRO 36 180º	1
	M36 0021	Automatic neck PRO 36 45º	1

8
9
10

Pos.	CODE	TYPE	Min. Q.
8	M20 0001	Neck PRO 240W 45º	1
9	M50 0001	Neck PRO 501W 45º	1
10	M50 0011	Automatic neck PRO 501W 180º	1
	M50 0021	Automatic neck PRO 501W 45º	1

11

Pos.	CODE	TYPE	Min. Q.
11	M15CX03	Power cable PRO15 -3mts (16mm2)	1
	M15CX04	Power cable PRO15 -4mts (16mm2)	1
	M15CX05	Power cable PRO15 -5mts (16mm2)	1
	M25CX03	Power cable PRO25 -3mts (25mm2)	1
	M25CX04	Power cable PRO25 -4mts (25mm2)	1
	M25CX05	Power cable PRO25 -5mts (25mm2)	1
	M24CX03	Power cable PRO24 -3mts (30mm2)	1
	M24CX04	Power cable PRO24 -4mts (30mm2)	1
	M24CX05	Power cable PRO24 -5mts (30mm2)	1
	M36CX03	Power cable PRO36 -3mts (50mm2)	1
	M36CX04	Power cable PRO36 -4mts (50mm2)	1
	M36CX05	Power cable PRO36 -5mts (50mm2)	1

Torch repair parts MIG/

12

Pos.	CODE	TYPE	Min. Q.
12	T50CA03	Coaxial power cable PRO240/501 3mts-(16mm2)-(M8/1-M10/1)	1
	T50CA04	Coaxial power cable PRO240/501 4mts-(16mm2)-(M8/1-M10/1)	1
	T50CA05	Coaxial power cable PRO240/501 5mts-(16mm2)-(M8/1-M10/1)	1

13

Pos.	CODE	TYPE	Min. Q.
13	M99MZ	Connector Euro GAS	1
	M45MZ	Connector Euro LIQUID	1

14

15

Pos.	CODE	TYPE	Min. Q.
14	M99 3001	Handle MIG-MAG PRO completa	1
15	M99EPAT	Handle automatic welding torches	1

17 18
16

Pos.	CODE	TYPE	Min. Q.
16	M9923	Connection power cable torch M10/100	2
17	M9920	Nut M10/100	2
18	M1505	Crimp bell copper cable 16mm2	2
	M2505	Crimp bell copper cable 25mm2	2
	M3605	Crimp bell copper cable 50mm2	2

Repair parts torches TIG



Pos.	CODE	TYPE	Min. Q.
1	T09 0001	Head SR9	1
	T09 0011	Head flex SR9F	1
2	T09 0002	Head valve SR9V	1
	T09 0012	Head valve flex SR9VF	1
3	T09 0003	Head pencil SR9P	1
4	T17 0001	Head SR17	1
	T17 0011	Head flex SR17F	1
5	T17 0002	Head valve SR17	1
	T17 0012	Head valve flex SR17F	1
6	T26 0001	Head SR26	1
	T26 0011	Head flex SR26F	1
7	T26 0002	Head valve SR26	1
	T26 0012	Head valve flex SR26F	1
8	T26 0003	Head pencil SR26P	1

Pos.	CODE	TYPE	Min. Q.
9	T20 0001	Head SR20W	1
10	T20 0011	Head pencil SR20WP	1
11	T25 0011	Head flex SR25WF	1
12	T18 0001	Head SR18W	1
	T18 0011	Head flex SR18WF	1
13	T18 0002	Head valve SR18WV	1
14	T18 0003	Head Auto SR18WP HD (only neck)	1

Repair parts torches TIG

Pos.	CODE	TYPE	Min. Q.
15	T21 0001	Head valve T210	1
16	T35 0001	Head valve TX3	1

Pos.	CODE	TYPE	Min. Q.
1.1	T17CG042	Coaxial power cable SR9/17 4mts-16mm2 - (3/8UNF-G1/4)	1
	T17CG082	Coaxial power cable SR9/17 8mts-16mm2 - (3/8UNF-G1/4)	1
	T17CG041	Coaxial power cable SR9/17 4mts-16mm2 - (3/8UNF-M12)	1
	T17CG081	Coaxial power cable SR9/17 8mts-16mm2 - (3/8UNF-M12)	1
	T26CG042	Coaxial power cable SR26W 4mts-25mm2-(5/8UNF-G1/4)	1
	T26CG082	Coaxial power cable SR26W 8mts-25mm2-(5/8UNF-G1/4)	1
	T26CG041	Coaxial power cable SR26W 4mts-25mm2-(5/8UNF-M12)	1
	T26CG081	Coaxial power cable SR26W 8mts-25mm2-(5/8UNF-M12)	1
	T20CA042	Coaxial power cable SR20W 4mts-16mm2-(1/4UNF-G1/4)	1
	T20CA082	Coaxial power cable SR20W 8mts-16mm2-(1/4UNF-G1/4)	1
	T20CA041	Coaxial power cable SR20W 4mts-16mm2-(1/4UNF-M12)	1
	T20CA081	Coaxial power cable SR20W 8mts-16mm2-(1/4UNF-M12)	1
	T18CA042	Coaxial power cable SR18W 4mts-16mm2-(3/8UNF IZ-G1/4)	1
	T18CA082	Coaxial power cable SR18W 8mts-16mm2-(3/8UNF IZ-G1/4)	1
	T18CA041	Coaxial power cable SR18W 4mts-16mm2-(3/8UNF IZ-M12)	1
	T18CA081	Coaxial power cable SR18W 8mts-16mm2-(3/8UNF IZ-M12)	1

Pos.	CODE	TYPE	Min. Q.
1.2	C120216	Rear H connection M12/1 (16 mm2)	5
	C140216	Rear H connection G1/4 (16 mm2)	5
	C140225	Rear H connection G1/4 (25 mm2)	5
	C380216	Rear H connection G3/8 (16 mm2)	5
1.3	C170116	Front M connection 3/8 UNF (16 mm2)-SR9/17	5
1.4	C180116	Front M connection 3/8 UNF IZQ (16 mm2)-SR18	5
1.5	C260125	Front M connection 5/8 UNF (25/35 mm2)-SR26	5
1.6	M45CC77	Crimp bell D.I. 13.5mm	10
	M45CT77	Crimp bell D.I. 16mm	10

Repair parts torches TIG

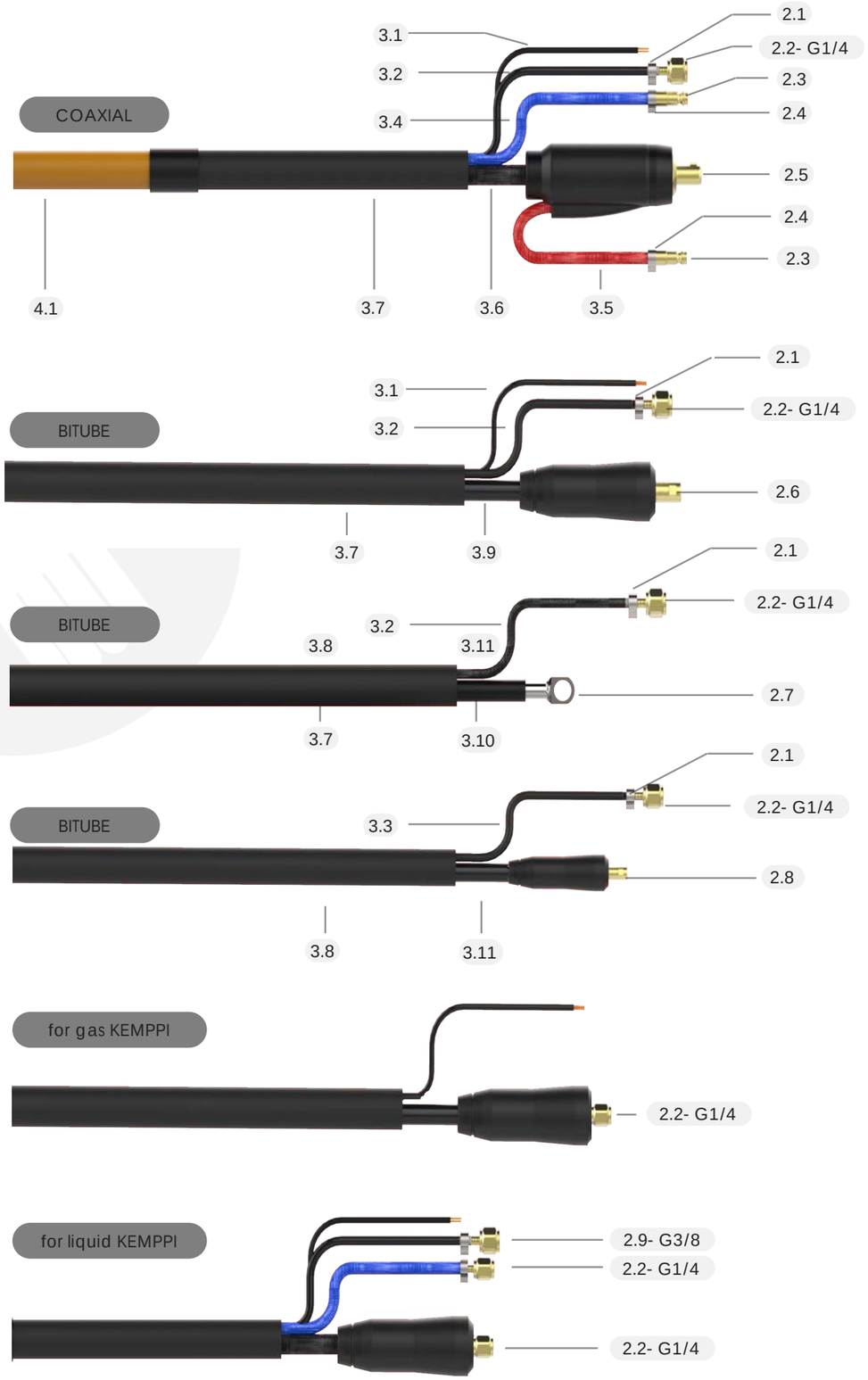

Repair parts torches TIG

Pos.	CODE	TYPE	Min. Q.
2.1	M45T080	Hose clamp D.8.0	10
2.2	T99TG2	Nut G1/4	5
2.3	M45TA88	Plug nipple hose 5x8mm.	5
2.4	M45T090	Hose clamp D.9.0	10
2.5	T993550	Coaxial connector 35-50 M12	1
2.6	AAM3550	Male power adaptor 35-50mm	2
2.7	T21CAT	Read cable terminal T210 25/12	10
2.8	AAM1025	Male power adaptor 10-25mm	2
2.9	T99TG4	Nut G3/8	5
3.1	T99CB	Cable 2 polos 2x0.75mm	50 mts
3.2	N45TN	Reinforced black rubber tube 5x8mm.	100 mts
3.3	T99TG36	Black pvc tube 3x6mm.	50 mts
3.4	M45TA	Reinforced blue rubber tube 5x8mm.	50 mts
3.5	M45TR	Reinforced red rubber tube 5x8mm.	50 mts
3.6	M45CA92	Outside tube c/a black rubber 9x13mm.	50mts
3.7	T99F2225	Rubber cover 22x25mm.	25 mts
3.8	T99F1517	Rubber cover 15x17mm.	25 mts
3.9	ACS35	Unipolar cable 35mm2	25mts
3.10	ACS25	Unipolar cable 25mm2	50mts
3.11	ACS16	Unipolar cable 16mm2	50mts



Pos.	CODE	TYPE	Min. Q.
5.1	T99 3001	Handle TIG PRO 1 switch complete.	1
5.2	T99 3004	Handle TIG PRO 4 switch complete.	1
5.3	TH-200R	Handle TIG PRO valve SR26/18	2
5.4	TH-200	Handle TIG valve SR26/18	2
5.5	TH-100R	Handle TIG PRO valve SR9/17	2
5.6	TH-100	Handle TIG valve SR9/17	2

Electrodo de tungsteno

ISO 6848
AWS SA 5.12

DIAMETRO ELECTRODO mm	MATERIAL DEL ELECTRODO	CORRIENTE AC Amp.	CORRIENTE DC Amp.
1.0	Tungsteno	10-60	20-80
1.6	Tungsteno	50-100	80-150
2.4	Tungsteno	100-160	150-250
3.2	Tungsteno	150-210	240-350
4.0	Tungsteno	200-275	400-500

ISO	AWS	TIPO DE CORRIENTE	APLICACIONES
WT20	EWTh--2	CA/CC	ACERO, ACERO INOXIDABLE, NIQUEL, TITANEO, COBRE, ALUMINIO
WL10	EWLa-1	CA/CC	ALEACIONES DE COBRE
	EWLa-1.5	CA/CC	ACERO, ACERO INOXIDABLE, ALEACIONES DE NIQUEL, TITANEO
WL20	EWLa-2	CA/CC	ACERO AL CARBONO, ACERO INOXIDABLE, ALEACIONES DE ALUMINIO
WC20	EWCe-2	CA/CC	TODOS LOS MATERIALES
W	EWP	CA	MAGNESIO, ALUMINIO

Consejos de afilado

~Poca penetración
~Arco errático
~baño muy ancho

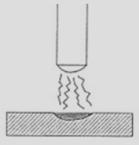

~Arco estable
~Calor localizado
~Penetracion buena

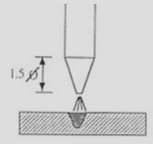

~Arco poco estable
~Peligo de inclusiones
en el baño

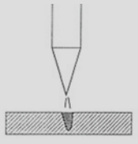

Causas de arco electrico inestable

~Afilado no adecuado del Tungsteno, recomendable usa afilador de Tungstenos (code:ATAM22).

~Polaridad incorrecta o no adecuada, usa de preferencia CCPD (-).

~Longitud de arco inadecuada, corriga la medida entre 2-4 mm de distancia.

~Revisar el tipo de gas y caudal adecuado.

CODE	ISO 6848	AWS SA5.12	TYPE	Min. Q.
AETR10	WT20	EWTh-2	Electrodo de Tungsteno TH2% rojo 1.0mm x 150mm	10
AETR16	WT20	EWTh-2	Electrodo de Tungsteno TH2% rojo 1.6mm x 150mm	10
AETR20	WT20	EWTh-2	Electrodo de Tungsteno TH2% rojo 2.0mm x 150mm	10
AETR24	WT20	EWTh-2	Electrodo de Tungsteno TH2% rojo 2.4mm x 150mm	10
AETR32	WT20	EWTh-2	Electrodo de Tungsteno TH2% rojo 3.2mm x 150mm	10
AETR40	WT20	EWTh-2	Electrodo de Tungsteno TH2% rojo 4.0mm x 150mm	10
AETN10	WL10	EWLa-1	Electrodo de Tungsteno La1% negro 1.0mm x 150mm	10
AETN16	WL10	EWLa-1	Electrodo de Tungsteno La1% negro 1.6mm x 150mm	10
AETN20	WL10	EWLa-1	Electrodo de Tungsteno La1% negro 2.0mm x 150mm	10
AETN24	WL10	EWLa-1	Electrodo de Tungsteno La1% negro 2.4mm x 150mm	10
AETN32	WL10	EWLa-1	Electrodo de Tungsteno La1% negro 3.2mm x 150mm	10
AETN40	WL10	EWLa-1	Electrodo de Tungsteno La1% negro 4.0mm x 150mm	10
AETD10		EWLa-1.5	Electrodo de Tungsteno La1.5% dorado 1.0mm x 150mm	10
AETD16		EWLa-1.5	Electrodo de Tungsteno La1.5% dorado 1.6mm x 150mm	10
AETD20		EWLa-1.5	Electrodo de Tungsteno La1.5% dorado 2.0mm x 150mm	10
AETD24		EWLa-1.5	Electrodo de Tungsteno La1.5% dorado 2.4mm x 150mm	10
AETD32		EWLa-1.5	Electrodo de Tungsteno La1.5% dorado 3.2mm x 150mm	10
AETD40		EWLa-1.5	Electrodo de Tungsteno La1.5% dorado 4.0mm x 150mm	10
AETA10	WL20	EWLa-2	Electrodo de Tungsteno La2% azul 1.0mm x 150mm	10
AETA16	WL20	EWLa-2	Electrodo de Tungsteno La2% azul 1.6mm x 150mm	10
AETA20	WL20	EWLa-2	Electrodo de Tungsteno La2% azul 2.0mm x 150mm	10
AETA24	WL20	EWLa-2	Electrodo de Tungsteno La2% azul 2.4mm x 150mm	10
AETA32	WL20	EWLa-2	Electrodo de Tungsteno La2% azul 3.2mm x 150mm	10
AETA40	WL20	EWLa-2	Electrodo de Tungsteno La2% azul 4.0mm x 150mm	10
AETG10	CW20	EWCe-2	Electrodo de Tungsteno Ce2% gris 1.0mm x 150mm	10
AETG16	CW20	EWCe-2	Electrodo de Tungsteno Ce2% gris 1.6mm x 150mm	10
AETG20	CW20	EWCe-2	Electrodo de Tungsteno Ce2% gris 2.0mm x 150mm	10
AETG24	CW20	EWCe-2	Electrodo de Tungsteno Ce2% gris 2.4mm x 150mm	10
AETG32	CW20	EWCe-2	Electrodo de Tungsteno Ce2% gris 3.2mm x 150mm	10
AETG40	CW20	EWCe-2	Electrodo de Tungsteno Ce2% gris 4.0mm x 150mm	10
AETV10	W	EWP	Electrodo de Tungsteno PURO verde 1.0mm x 150mm	10
AETV16	W	EWP	Electrodo de Tungsteno PURO verde 1.6mm x 150mm	10
AETV20	W	EWP	Electrodo de Tungsteno PURO verde 2.0mm x 150mm	10

A

Pos.	CODE	TYPE	Min. Q.
A	ATAM22	Afilador de Electrodo de Tungsteno	1

NOTES:

Welding torches MIG-MAG-TIG

EDRtorches, S.L.
www.edrtorches.com
info@edrtorches.com

© 2026 EDRtorches, S.L. All rights reserved. Subject to change without notice. Excerpts and reprints not permitted