AUTOMATIC

WELDING TORCHES

CATALOG

EDR torches®
Evolution Design Robotics

“We understand that the development of a product starts at the design stage but just as important are quality and production”

Companies with technological or industrial character know the importance of innova-ting to continue in the current market. In EDR torches this becomes a work philosophy, we understand that without innovation it is not possible to advance in such a competitive world where companies and professionals need increasingly com-plex solutions.

EDR torches has a strong R & D department dedicated to the deve-lopment of new welding applications, providing customized solutions both in the area of robotic welding and manual.

We understand that the development of a product begins at the design stage but just as important are the quality and production designed and tested.

The long experience of EDR torches in all sectors related to welding makes us capable of providing the best solutions to your manufactu-ring challenges, tell us what you need and we will make it possible.

Index

AUTOMATIC series

WELDING TORCHES

Torch MIG/MAG gas AUT 42G	4 Pag.
Torch MIG/MAG liquid AUT 52W	6 Pag.
Torch MIG/MAG liquid AUT 52PLUS	8 Pag.

Torch AUT 42G

MIG/MAG, GMAW,131,135
IEC60974-7

- Gas
- 300 A - CO2 100%
- 250 A - Mix M21 (ISO 14175) 100%
- Ø1.0-1.2 mm
- 10-18 l/min

The capacity will be reduced by 35% whit pulsed arc.

The line of automatic torches adapts perfectly to all the standard automatic systems, with advantages superior to the standard ones.

The gas cooled vesion supports work cycles much higher than the most standard versions of the market. Larger nozzle and its M10 contact tips and large length make it behave perfectly in automatic systems.



Pos.	CODE	TYPE	Min. Q.
1	R10 0011	Nozzle L76xØ15.5 mm	2
	R10 0012	Nozzle L76xØ13 mm	2
	R10 00211	Nozzle L79xØ15.5 mm	2
1.1	R10 0002	Insulator nozzle L32XØ20.75 mm	2
2	R10 0400 10	Contact tip M10 1.0 mm Cu-BICOMP	5
	R10 0400 12	Contact tip M10 1.2 mm Cu-BICOMP	5
	R10 0401 10	Contact tip M10 1.0 mm CuCrZr	10
	R10 0401 12	Contact tip M10 1.2 mm CuCrZr	10
3	R12 0013	Diffuser L26xØ18.5 mm M10	2
4	R12 0308	Insulator neck L11XØ18.5 mm	2
5	R10 0401	Oring neck Ø23 mm	10

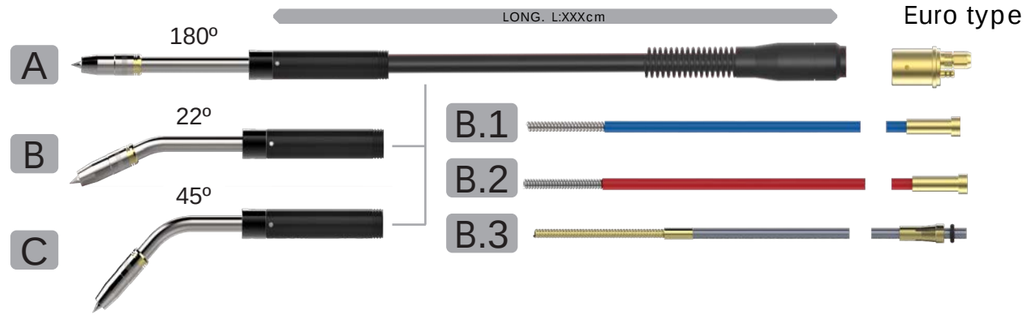

Pos.	CODE	TYPE	Min. Q.
A	M98 1xxx 00	Automatic torch AUT42G-180º gas-Euro type	1
B	M98 1xxx 22	Automatic torch AUT42G-22º gas-Euro type	1
C	M98 1xxx 45	Automatic torch AUT42G-45º gas-Euro type	1
B.1	M99SR02B	Guide blue L2600xØ4.6xØ1.5mm (0.8-1.0mm)-Euro	1
	M99SR03B	Guide blue L3600xØ4.6xØ1.5mm (0.8-1.0mm)-Euro	1
	M99SR04B	Guide blue L4600xØ4.6xØ1.5mm (0.8-1.0mm)-Euro	1
B.2	M99SR02R	Guide red L2600xØ4.6xØ2.0mm (1.0-1.2mm)-Euro	1
	M99SR03R	Guide red L3600xØ4.6xØ2.0mm (1.0-1.2mm)-Euro	1
	M99SR04R	Guide red L4600xØ4.6xØ2.0mm (1.0-1.2mm)-Euro	1
B.3	M99SA102	Guide for Alum L2700xØ4.5xØ2.5mm (1.2-1.6mm)-Euro	1
	M99SA103	Guide for Alum L3700xØ4.5xØ2.5mm (1.2-1.6mm)-Euro	1

STANDARD MEASURES

A

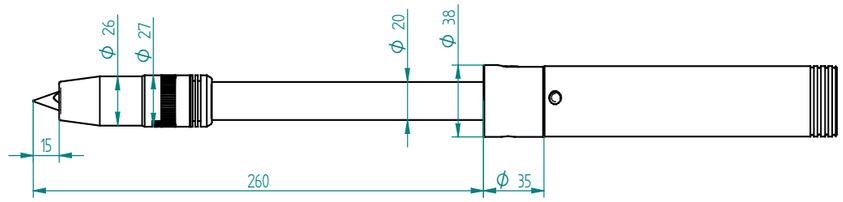

B

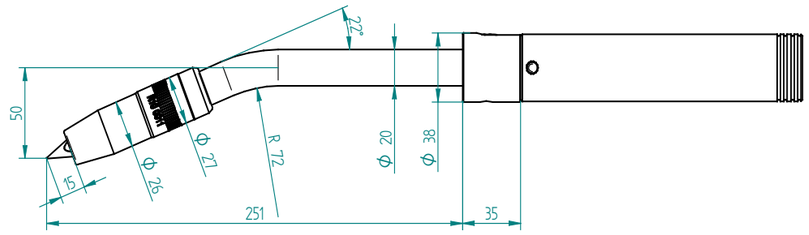

C

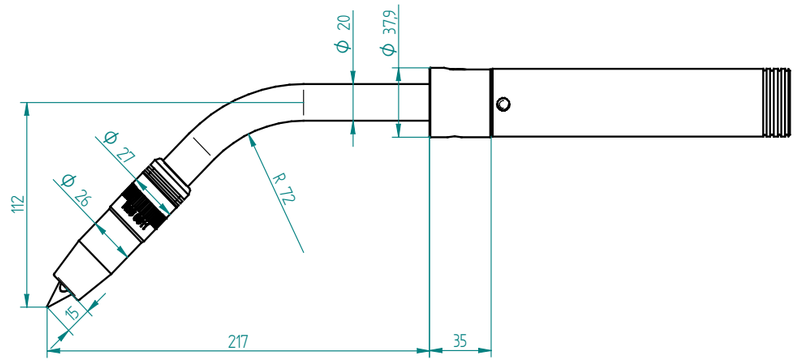

Torch AUT 52W

MIG/MAG, GMAW,131,135
IEC60974-7

- Liquid
- 500 A - CO2 100%
- 400 A - Mix M21 (ISO 14175) 100%
- Ø1.0-1.6 mm
- 10-18 l/min

The capacity will be reduced by 35% whit pulsed arc.

The line of automatic torches adapts perfectly to all the standard automatic systems, with advantages superior to the standard ones.

The liquid cooled vesion supports work cycles much higher than the most standard versions of the market. Larger nozzle and its M10 contact tips and large length make it behave perfectly in automatic systems.



Pos.	CODE	TYPE	Min. Q.
1	R10 0011	Nozzle L76xØ15.5 mm	2
	R10 0012	Nozzle L76xØ13 mm	2
	R10 00211	Nozzle L79xØ15.5 mm	2
1.1	R10 0002	Insulator nozzle L32XØ20.75 mm	2
2	R10 0400 10	Contact tip M10 1.0 mm Cu-BICOMP	5
	R10 0400 12	Contact tip M10 1.2 mm Cu-BICOMP	5
	R10 0400 16	Contact tip M10 1.6 mm Cu-BICOMP	5
	R10 0401 10	Contact tip M10 1.0 mm CuCrZr	10
	R10 0401 12	Contact tip M10 1.2 mm CuCrZr	10
	R10 0401 16	Contact tip M10 1.6 mm CuCrZr	10
3	R12 0013	Diffuser L26xØ18.5 mm M10	2
4	R12 0308	Insulator neck L11XØ18.5 mm	2
5	R10 0401	Oring neck Ø23 mm	10

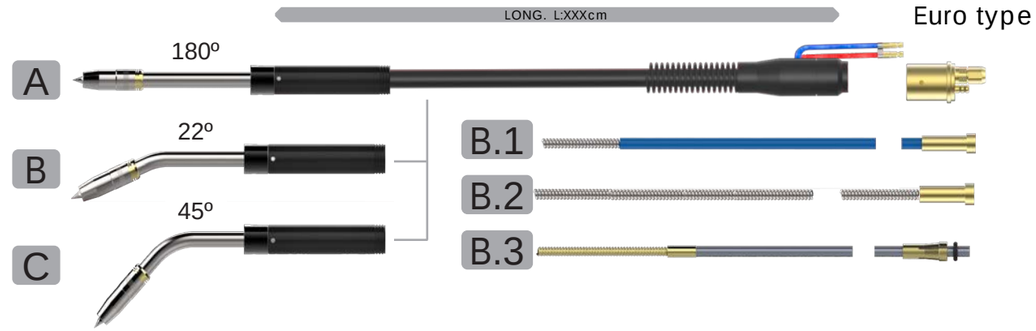

Pos.	CODE	TYPE	Min. Q.
A	M99 1xxx 00	Automatic torch AUT52W-180º liquid-Euro type	1
B	M99 1xxx 22	Automatic torch AUT52W-22º liquid-Euro type	1
C	M99 1xxx 45	Automatic torch AUT52W-45º liquid-Euro type	1
B.1	M99SR02B	Guide blue L2600xØ4.6xØ1.5mm (0.8-1.0mm)-Euro	1
	M99SR03B	Guide blue L3600xØ4.6xØ1.5mm (0.8-1.0mm)-Euro	1
	M99SR04B	Guide blue L4600xØ4.6xØ1.5mm (0.8-1.0mm)-Euro	1
B.2	M45SR02	Guide nude L2600xØ4.6xØ2.2mm (1.2-1.6mm)-Euro-HD	1
	M45SR03	Guide nude L3600xØ4.6xØ2.2mm (1.2-1.6mm)-Euro-HD	1
	M45SR04	Guide nude L4600xØ4.6xØ2.2mm (1.2-1.6mm)-Euro-HD	1
B.3	M99SA102	Guide for Alum L2700xØ4.5xØ2.5mm (1.2-1.6mm)-Euro	1
	M99SA103	Guide for Alum L3700xØ4.5xØ2.5mm (1.2-1.6mm)-Euro	1

STANDARD MEASURES

A

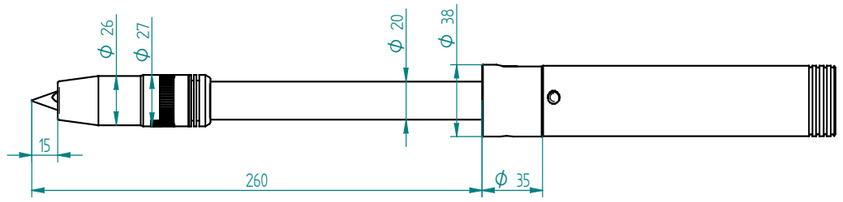

B

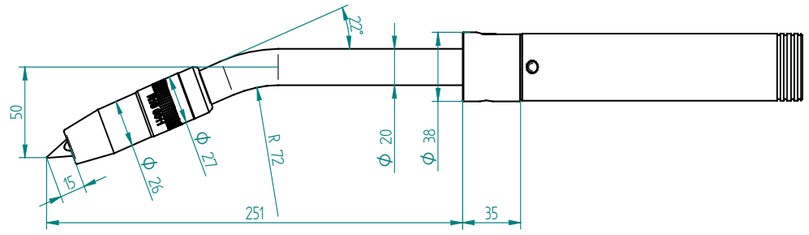

C

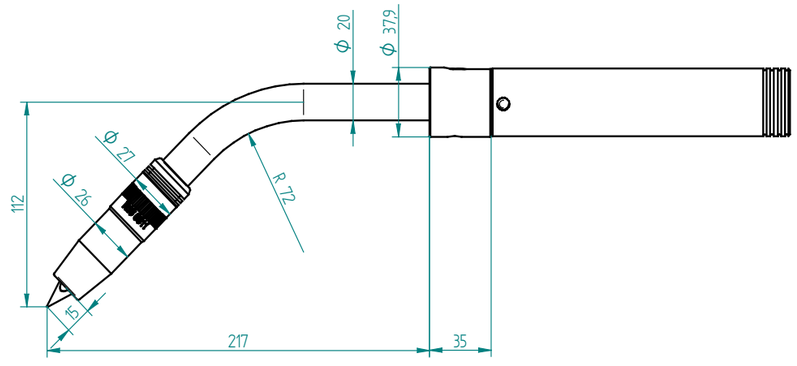

Torch AUT 52PLUS

MIG/MAG, GMAW,131,135
IEC60974-7



- Liquid
- 550 A - CO2 100%
- 450 A - Mix M21 (ISO 14175) 100%
- Ø1.0-1.6 mm
- 10-18 l/min

The capacity will be reduced by 35% whit pulsed arc.

The line of automatic torches adapts perfectly to all the standard automatic systems, with advantages superior to the standard ones.

The PLUS refrigerated version has a double cooling circuit independently, with much greater cooling in the nozzle. The larger M10 contact tips and its large length make it behave perfectly in automatic systems.



Pos.	CODE	TYPE	Min. Q.
1	R10 0011	Nozzle L76xØ15.5 mm	2
	R10 0012	Nozzle L76xØ13 mm	2
	R10 00211	Nozzle L79xØ15.5 mm	2
1.1	R10 0002	Insulator nozzle L32XØ20.75 mm	2
2	R10 0400 10	Contact tip M10 1.0 mm Cu-BICOMP	5
	R10 0400 12	Contact tip M10 1.2 mm Cu-BICOMP	5
	R10 0400 16	Contact tip M10 1.6 mm Cu-BICOMP	5
	R10 0401 10	Contact tip M10 1.0 mm CuCrZr	10
	R10 0401 12	Contact tip M10 1.2 mm CuCrZr	10
	R10 0401 16	Contact tip M10 1.6 mm CuCrZr	10
3	R12 0013	Diffuser L26xØ18.5 mm M10	2
4	R12 0308	Insulator neck L11XØ18.5 mm	2
5	R10 0401	Oring neck Ø23 mm	10

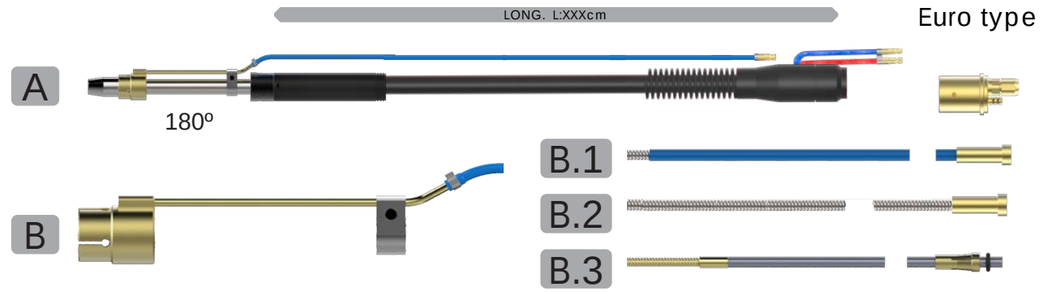

Pos.	CODE	TYPE	Min. Q.
A	M99 1xxx 00P	Automatic torch AUT52PLUS-180º liquid-Euro type	1
B	R11 6000	X2 refrigeration system	1
B.1	M99SR02B	Guide blue L2600xØ4.6xØ1.5mm (0.8-1.0mm)-Euro	1
	M99SR03B	Guide blue L3600xØ4.6xØ1.5mm (0.8-1.0mm)-Euro	1
	M99SR04B	Guide blue L4600xØ4.6xØ1.5mm (0.8-1.0mm)-Euro	1
B.2	M45SR02	Guide nude L2600xØ4.6xØ2.2mm (1.2-1.6mm)-Euro-HD	1
	M45SR03	Guide nude L3600xØ4.6xØ2.2mm (1.2-1.6mm)-Euro-HD	1
	M45SR04	Guide nude L4600xØ4.6xØ2.2mm (1.2-1.6mm)-Euro-HD	1
B.3	M99SA102	Guide for Alum L2700xØ4.5xØ2.5mm (1.2-1.6mm)-Euro	1
	M99SA103	Guide for Alum L3700xØ4.5xØ2.5mm (1.2-1.6mm)-Euro	1

STANDARD MEASURES

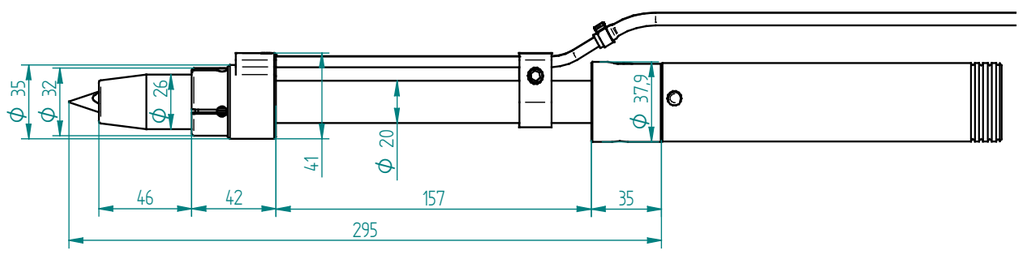

Automatic welding torches

EDRtorches, S.L.
www.edrtorches.com
info@edrtorches.com
Tel. 0034 963 558 893

© 2026 EDRtorches, S.L. All rights reserved. Subject to change without notice. Excerpts and reprints not permitted